



**Minutes**  
**Town of Lake Park, Florida**  
**Traffic Calming and Safety Measures Workshop**  
**Tuesday, June 15, 2010, 7:00 p.m.**  
**Town Commission Chamber, 535 Park Avenue**

The Town Commission met for the purpose of a Traffic Calming Workshop on Tuesday, June 15, 2010 at 7:00 p.m. Present were Mayor DuBois, Vice-Mayor Osterman, Commissioners Rumsey, Hockman and Longtin, Town Manger Maria Davis, and Town Clerk Vivian Lemley.

Mayor DuBois led the Pledge of Allegiance.  
Town Clerk Vivian Lemley performed the Roll Call.

**PRESENTATION:**

**PBSO District 10 Town of Lake Park Criminal Statistic Analysis 2005 to Present by Lieutenant Pete Palenzuela**

Town Manager Davis stated that Lieutenant Palenzuela would be giving the presentation.

Lieutenant Palenzuela began a PowerPoint presentation titled "PBSO District 10 Town of Lake Park Criminal Statistic Analysis 2005 to Present" (see Exhibit "A"). He reviewed the requested breakdown of the criminal analysis (see page 1 of Exhibit "A"). He stated that they were not able to do a study on the residential/industrial/commercial because of an overlay problem with their analyst and the county interface system. He explained that they used a mapping technique and they had to do the study manually by physically looking at the addresses and determining whether they were residential or commercial and placing an R or a C next to the address and having the Excel spreadsheet generated. He explained that the commercial and industrial study were one in the same. He explained a pie chart titled "District 10 Arrests between 1/1/05 and 12/31/05" (see page 2 of Exhibit "A"). He reviewed and explained "2005 Where Offenders Reside" (see page 3 of Exhibit "A"). He stated that there were 934 total arrests in 2005 and of those arrests 228 of those offenders resided in West Palm Beach, 170 resided in Riviera Beach, and 39 resided in Palm Beach Gardens. He explained a pie chart that showed that 45% of arrests in 2005 were in residential areas and 55% were in commercial areas (see page 4 of Exhibit "A"). He explained that of the 1006 arrests that were made in 2006, 77% of those offenders lived outside of Lake Park and 23% resided within Lake Park (see page 5 of Exhibit "A"). The breakdown of the cities where those offenders resided were that 250 lived in West Palm Beach, 205 lived in Riviera Beach and 51 lived in Palm Beach Gardens (see page 6 of Exhibit "A"). Of those arrests 42% were committed in the residential district of Lake Park, and 58% were committed in the commercial district (see page 7 of Exhibit "A"). He reviewed the statistics for crimes committed in Lake Park in the year 2007 (see pages 8 through 10 of Exhibit "A"). The breakdown was as follows: 1249 crimes committed where 80% of those offenders lived outside of Lake Park and 20% resided within Lake Park. Of those total offenders 300 resided in West Palm Beach, 289 in Riviera Beach and 67 in Palm Beach Gardens. The commercial/residential

breakdown of those crimes showed that 68% of those crimes were committed in the residential district of Lake Park and 32% were committed in the commercial district. He reviewed and explained that statistical data for the year 2008 (see pages 11 through 13 of Exhibit "A"). The breakdown was as follows: 1387 total arrests where 18% were committed by offenders who resided within Lake Park and 82% did not. Of those total offenders 367 lived in Riviera Beach, 290 in West Palm Beach, and 89 in Palm Beach Gardens. The commercial/residential breakdown of those crimes revealed that 28% were committed within the residential district of Lake Park and 72% were committed in the commercial district. The statistical breakdown for the year 2009 was reviewed and explained (see pages 14 through 16 of Exhibit "A"). The breakdown was as follows: 1211 total arrests where 78% of those offenders resided outside of Lake Park and 22% resided within Lake Park. Of those total offenders 310 lived in Riviera Beach, 225 lived in West Palm Beach, and 82 lived in Palm Beach Gardens. The commercial/residential breakdown revealed that 26% of those crimes were committed within the residential district of Lake Park and 74% were committed within the commercial district. He reviewed and explained that crime statistical data for the year 2010 so far (see pages 17 through 19 of Exhibit "A"). The breakdown was as follows: 430 arrests made where 70% were committed by those who resided outside of Lake Park and 30% resided within Lake Park. Of those total offenders 90 resided in West Palm Beach, 89 resided in Riviera Beach and 32 resided in Palm Beach Gardens. The commercial/residential breakdown revealed that 65% of those crimes were committed within the commercial district of Lake Park and 35% were committed in the residential district. He reviewed and explained the "Lake Park Uniform Crime Reporting (UCR) Crime Index" (see page 20 of Exhibit "A"). He discussed and explained what the crime statistical data revealed (see page 21 of Exhibit "A").

Commissioner Rumsey stated that larceny seemed to be the most frequent crime in the Town and was taking place primarily on the Congress Avenue corridor.

Lieutenant Palenzuela explained that the larceny was taking place mainly at the "big box" stores located on Congress Avenue. He stated that even though the numbers looked disheartening the crimes were "cleared cases" because 90% of the time an arrest is made at the store that the crime was committed.

Commissioner Rumsey stated that larceny crimes had risen significantly when Wal-Mart opened on Congress Avenue in the year 2007. He asked if the crime trends increase during the summertime.

Lieutenant Palenzuela stated that crime rises during the summertime because the kids are out of school and also during the holidays because unfortunately it does not bring out the best in people.

Commissioner Rumsey asked if the 9% decrease in crime was based on 2008 crimes or based on a consolidation of a number of years that have been averaged out.

Lieutenant Palenzuela stated that the chart was based on a year over year basis.

Commissioner Longtin asked if most of the offenders resided in West Palm Beach, Riviera Beach, and Palm Beach Gardens.

Lieutenant Palenzuela explained that that was correct.

Commissioner Longtin asked how many of those offenders were unknown.

Lieutenant Palenzuela explained that there were other cities where offenders resided but he did not include that information. He only provided the cities that had the greatest number of offenders overall.

### **Traffic Calming by Community Development Director Patrick Sullivan**

Community Development Director Patrick Sullivan gave a PowerPoint presentation titled "Traffic Calming" (see Exhibit "B"). He reviewed and explained the different costs for the different traffic calming options (see pages 2 through 3 of Exhibit "B"). He gave picture examples of each option which included their cost and explained each one (see pages 4 through 12 of Exhibit "B"). He reviewed and explained the cost of a temporary street closure (see pages 13 through 14 of Exhibit "B").

Mayor DuBois asked if Community Director Sullivan could explain what a rumble strip was.

Community Director Sullivan explained that rumble strip was small strips of rounded asphalt laid down on the cement one after another in a row that shakes a car's tires when they are hit.

Mayor DuBois discussed the different traffic calming options that she liked and disliked and her reasons why.

Commissioner Rumsey asked if Community Development Director Sullivan had investigated and researched the possibility of one-way streets.

Community Development Director Sullivan explained that he had not.

Commissioner Rumsey asked if a one-way street would slow traffic or increase speed on the street.

Community Development Director stated that it may not reduce speed but reduce traffic on that road.

Mayor DuBois asked if there was anything in the presentation that would show the different speed limits throughout the Town. She stated that changing speed limits could also be a traffic calming option.

Commissioner Rumsey stated that he received a request from a resident that the speed limits be lowered in the Town.

Commissioner Hockman stated that he preferred pavers or the speed table as a traffic calming option. He asked Community Director Sullivan if he called the Town of Jupiter or City of Palm Beach Gardens for pricing since they just installed traffic calming systems.

Community Development Director Sullivan stated that he did not contact those cities regarding pricing.

Commissioner Hockman stated that there still will be those people who do not follow the traffic laws regardless of stop signs and changed speed limits. He recommended speed tables for common traffic in the main thoroughfares such as Park Avenue. He recommended making the truck signs more clearly marked to keep trucks from driving down Park Avenue.

Commissioner Rumsey expressed his concerns about the cost of speed tables.

Commissioner Longtin asked what the temporary barriers were made of.

Community Development Director Sullivan stated that they were made of plastic.

Commissioner Longtin stated that she was confused as to what the workshop was about since they were discussing crime statistics and traffic calming. She stated that Community Development Director Sullivan stated that one-way streets would reduce traffic and she did not understand that logic.

Community Development Director Sullivan explained that the one-way streets would reduce the number of trips on that road since they would be going only one-way.

#### **PUBLIC AND OTHER COMMENTS:**

*Kip Piper, 501 Lake Shore Dr.* – stated that he was confused or very disappointed because he read about the meeting and controversy about the closing of certain streets and the discussion has now turned into the possible installation of speed bumps. He stated that the greater issue was crime and whether the issue could be solved by the installation of road blocks. He stated that Lieutenant Palenzeula gave the crime statistic presentation so that it could be determined whether or not the road blocks could reduce crime. He stated that the Commission started out with the initiative to work on reducing crime but the issue has turned into traffic calming.

Mayor DuBois asked Mr. Piper if he was for other street closings besides Silver Beach Rd.

Mr. Piper stated that he would go with the judgment of the Commission. He stated that Silver Beach Rd. was a single lane each way and extremely dangerous for travel. He stated that he avoids that street whenever possible. He recommended that some of the streets on the Lake Park side of Silver Beach Road should be considered for closure for safety reasons.

*John Lineweaver, 836 Evergreen Dr.* – stated that the issue was not about racism. He stated that the closures were not just for crime prevention. He explained that crime prevention was multi-faceted and community development, community policing and community involvement all of which they were trying to do. He gave examples of communities who have implemented street closings with success. He stated that there were definite areas in the Town that needed improvement. He stated that it was not safe for the children to play in the streets. He stated that the immediate results would be increased road safety, increased comfort and mobility for those who are challenged or do not use cars as their means of transportation, money would be saved on roads and infrastructure, would allow the police to more effectively patrol the community, and decrease noise and trash on the streets. He explained that the community was a diverse and multi-faceted community. He thanked the Commission for working on ideas, lighting campaigns, street closures, community developments and events. He stated that there was no “silver bullet” as a solution but if something was not done than the Town could risk it all.

*Art Beaver, 841 Poplar Dr.* – stated that he lived on the northeast corner of Poplar Ct. and Poplar Drive and there was a problem there with commercial traffic which blocks the neighborhood’s driveways. He stated that there has been a lot of trash in the yards and on an average day 50 to 60 cars come through the street and those cars are driven by people who do not live on the street and they do not stop at the stop signs. He stated that the police have written thirty tickets within one hour while watching the street. He stated that there had been a police chase on that street one night. He stated that he had taken pictures of the trucks that have parked in his neighborhood within one week and also had a petition that was started by his neighbors. The pictures and the petition were provided to the Commission (see Exhibit “C”).

*Chris Price, 644 Date Palm Dr.* – stated that one of the things brought up at the last workshop was a discussion of what streets needed to be closed. He stated that he did not agree with the map that was advertised by the Palm Beach Post. He stated that he lived on the northwest corner of the park at 7<sup>th</sup> Street and Date Palm Dr. He recommended having temporary street closures at 6<sup>th</sup> and 7<sup>th</sup> Street to see if it reduces traffic. He stated that it was dangerous at 6<sup>th</sup> and 7<sup>th</sup> Street as well as Bayberry Dr. He stated that as far as crime was concerned there were two great resources in the Town which were Community Watch and Citizens on Patrol. He stated that if people wanted to be active in reducing crime they should think about joining one of those programs.

**Public Comment Closed.**

### **COMMENTS BY COMMISSION, TOWN MANAGER, TOWN ATTORNEY**

**Mayor DuBois** explained why the Commission was having the workshops and asked Town Manager Davis to explain what would happen should the public decide by referendum to have street closures.

**Town Manager Davis** explained how a referendum question for street closures would be implemented and what it would mean to the public.

**Mayor DuBois** asked if the referendum question would give the option of choosing specific streets to have closed.

**Town Manager Davis** explained that whole purpose of the workshops was to determine what measures the community wanted if any. The hope was to get some direction as to whether to put it on the ballot or not.

**Commissioner Rumsey** stated that it was the Commission's responsibility whether or not to have a referendum question. He recommended going street by street and taking a vote on whether or not to do a traffic calming measure or street closing measure. He stated that he agreed with Commissioner Longtin that the Commission was sending a mixed message as to whether or not the Commission wants to reduce crime or traffic calm. He stated that the two could go hand in hand but it's the responsibility of the Commission to step up and figure out what streets they want to implement either closure or traffic calming.

**Commissioner Longtin** stated that at the last workshop eleven people spoke and seven were adamant with a no and four were not for it or against it. She stated that she agreed with Mr. Lineweaver and Commissioner Rumsey. She recommended that the question not go to referendum but for the Commission to choose certain streets and budget either for a closure or traffic calming measure. She stated that if it went to referendum there needed to be a specific and solid plan. She recommended budgeting for street closures and traffic calming for specific streets over the next five years. She asked if the Silver Beach Road widening was still a possibility.

**Town Manager Davis** stated that the proposal to widen Silver Beach Road was a dead issue due to the economy.

**Vice-Mayor Osterman** stated that her intention when she brought the issue forward was to deal with crime and traffic calming. She stated that residents in her neighborhood were in favor of street closures because of unsafe traffic and drug deals going on back and forth. She stated that she was in favor of street closures but as far as the Commission was concerned she agreed with Commission Longtin to go forward with a solid plan. She explained that she lived on the perimeter of the Town and it was a different feeling then living further within the Town. She stated that the traffic and crime was more prevalent in her area and that her neighbors do not let their children play outside because of the traffic problems. She stated that it would ultimately be the Commission's decision to decide whether or not to take measures and they would either decide to put it forward as a referendum, or budget over a period time, or do nothing and hope that it does not get any worse.

**Commissioner Rumsey** asked Vice-Mayor Osterman if her thoughts were to make a decision street by street determining whether or not they put it for referendum.

**Vice-Mayor Osterman** stated that she needed some time to process it and she would like to talk to residents along Bayberry Dr. and 2<sup>nd</sup> and 3<sup>rd</sup> St. She stated that she was not sure of how to approach the issue.

**Commissioner Rumsey** stated that he did not think he asked the question correctly. He explained that in the past he recommended that as a Commission they vote up or down on every street on the map that is recommended for street closure. He asked Vice-Mayor Osterman if that was what she wanted to do.

**Vice-Mayor Osterman** stated that she wanted time to consider that option. She stated that if the Commission does a referendum they need to set it. She recommended that the decision be made by referendum because she was not comfortable with the Commission making that decision because it should be up to the Town's people.

**Commissioner Hockman** expressed his concerns and opinions regarding street closures. He stated that he was for traffic calming. He stated that there was a problem with drivers blowing through stop signs and racing down the streets. He stated that the traffic calming methods could be budgeted over the next five years but he'd rather see the issue shelved because he didn't want to see job cuts and raised taxes.

**Mayor DuBois** stated that she agreed and that she did not want to go forward with anything without a solid plan. She stated that the majority of what she has heard from residents was that they were against street closures. She expressed her concerns with spending money for street closures for budgetary reasons. She stated that she would not vote for street closures.

**Vice-Mayor Osterman** asked Community Development Director Sullivan what the special assessment would be for each household if all the proposed streets were closed.

**Town Manager Davis** stated that the costs per household could be calculated once the Commission decides on what they want.

Discussion ensued between the Commissioners regarding the costs and issues regarding the proposed street closures and traffic calming options and whether or not to have another workshop on the issue.

**Commissioner Longtin** stated that she was not in favor of a referendum and asked why \$20,000 or \$50,000 couldn't be budgeted for street closures and traffic calming. She stated that she didn't really know what was in the budget for this year and whether or not they had equipment purchases or if money could be taken out of something. She stated that until she goes through the process, she doesn't want to just hear a blanket "we don't have it" or hear a comment like "we don't have the money to fix the sprinkler system." She asked "What the heck is going on if we don't have the money to fix the sprinkler system?"

**Town Manager Davis** stated that if Commissioner Longtin wanted to have the sprinkler system repaired on Flagler Blvd. the Town had reserves that could be used to do so. She explained that the repair of the sprinkler system was not budgeted but there were reserves that could be used to make the repair. She stated that staff was 90% through the budget process and there was no money to budget for street closures or traffic calming devices. She explained that the only way for that to be possible was to raise taxes. She stated that she needed the Commission to understand that the Town was in very bad condition as far

as budgeting for salaries and services. The funds were not there for any capital outlay or construction and she would have to recommend a tax increase in order to do so.

**Commissioner Longtin** expressed her concerns regarding the fact that there was no money to fix a sprinkler system that has not worked for three years. She also expressed concerns regarding the lack of enforcement for cars running stop signs.

**Commissioner Rumsey** asked what sprinkler system Commissioner Longtin has been referring to.

**Town Manager Davis** explained that the sprinkler system that was being referred to was the system at the lower end of Flagler Dr.

**Vice-Mayor Osterman** stated that she couldn't see traffic calming or sprinkler system repair budgeted anytime soon. She asked for the Finance Director Anne Costello to provide the cost on the tax bills for residents for proposed traffic calming and street closures. She asked that the figures be provided at the same time as the street lighting figures so a decision could be made at the same time for both issues.

**Town Manager Davis** asked for direction and clarification.

**Vice-Mayor Osterman** stated that she wanted to know if the Town was to spend a certain amount of money for street closures and traffic calming how much would be on the tax bill and to coincide that figure with the street lighting costs.

**Town Manager Davis** stated that those figures could be provided.

**Vice-Mayor Osterman** recommended placing the Flagler Blvd. sprinkler system on the agenda for the Commission so that they could know what the costs would be for the repair and make a decision.

**Commissioner Rumsey** stated that he agreed with that recommendation.

**Commissioner Longtin** stated that she was told regardless that the Town did not have the money to make the sprinkler system repair. She stated that the sprinkler system was not working for a great portion of Flagler Blvd. which was one of the main streets in the Town. She stated that it was the broken window philosophy that if your Town looks like garbage you are going to attract garbage into the Town.

**Mayor DuBois** stated that she did not have light on her street and she would like to know how much it's going to cost to get light on her street after living there for 12 years.

**Mayor DuBois** asked for a motion to adjourn.

**Commissioner Rumsey** stated that they could not adjourn because nothing had been decided yet.



**Mayor DuBois** stated that Vice-Mayor Osterman and Commissioner Longtin wanted financial figures on the street closures and traffic calming options and the sprinkler system repair.

**Vice-Mayor Osterman** explained that if all of the information requested was received there should be another workshop or it should be placed as a discussion item at a Regular Commission Meeting.


**Commissioner Rumsey** recommended that the item be placed on the first Commission Meeting in August and be voted as to whether or not the street closure issue be placed on referendum or not.

**The Commission came to consensus to place the street closure issue on the first Commission Meeting in August and be voted on as to whether or not it will go to referendum.**

ADJOURNMENT

There being no further business to come before the Commission and after a motion to adjourn by Commissioner Rumsey and seconded by Commissioner Hockman, and by unanimous vote, the meeting adjourned at 8:40 p.m.

  
\_\_\_\_\_  
Mayor Desca DuBois

  
\_\_\_\_\_  
Deputy Town Clerk, Jessica Shepherd, CMC

Town Seal



Approved on this 14 of July, 2010

Exhibit "A"

**PBSO District-10 Town of Lake Park  
Criminal Statistic Analysis 2005 to Present**

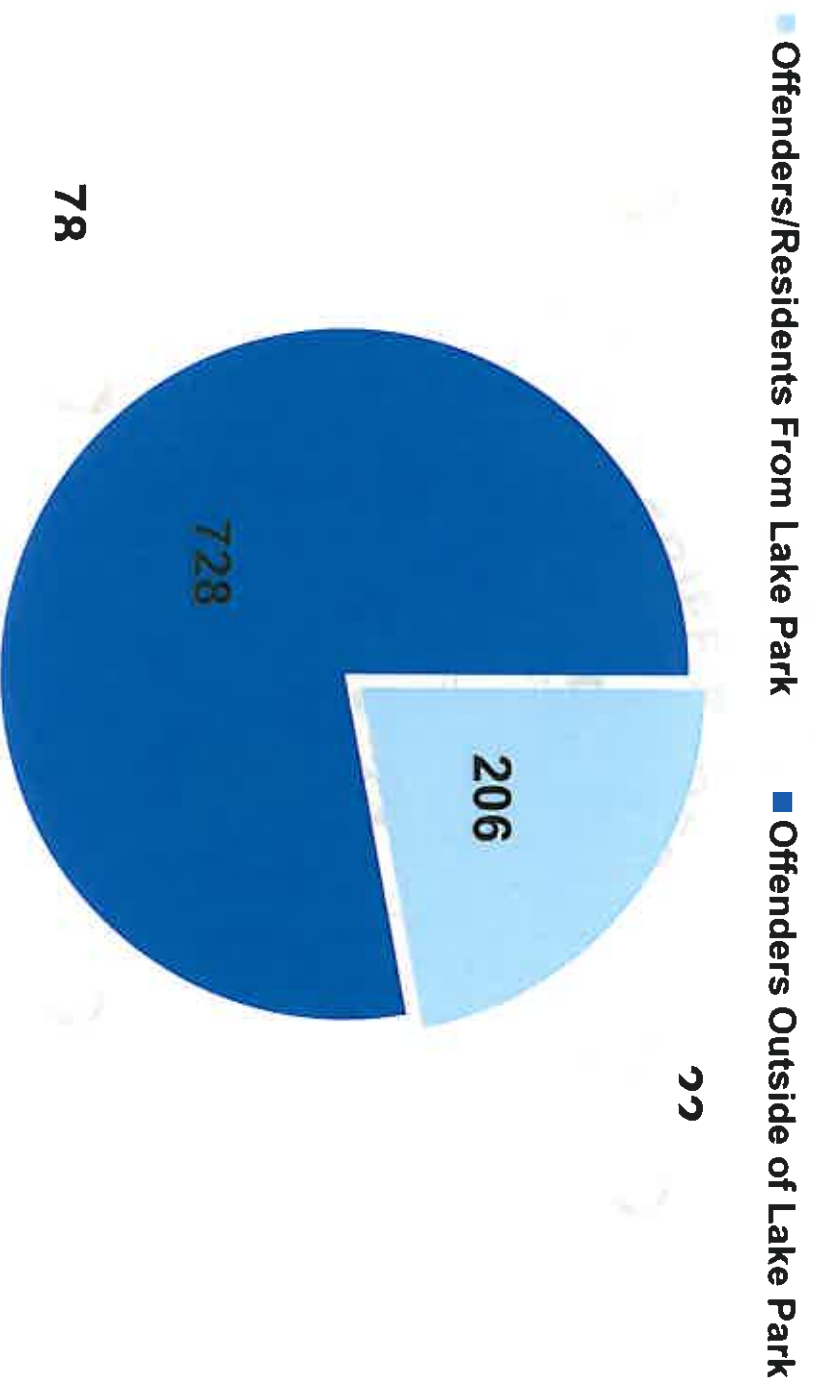


## Requested breakdown of:

- Offenders resident vs. non-resident
- Offenders known residence at time of arrest
- Where are arrests/crime taking place?
  - Residential areas versus Commercial
- General Crime Statistics

# 2005

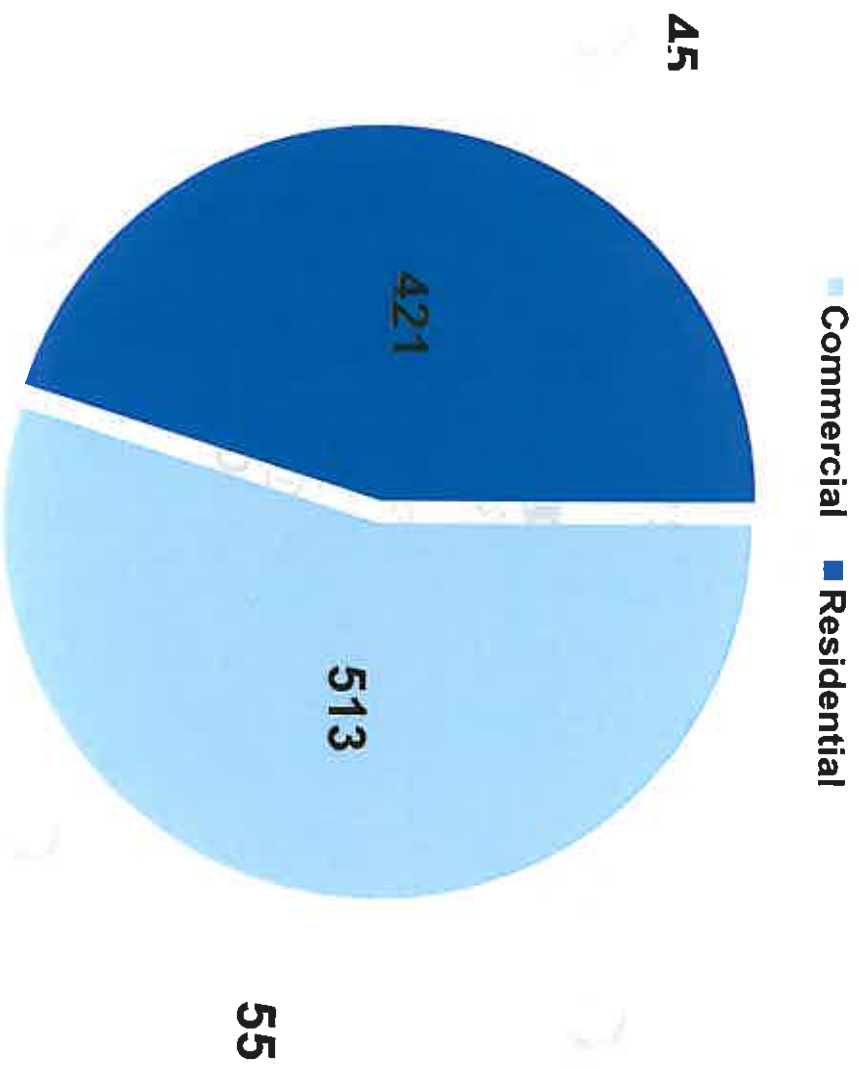
## District 10 Arrests between 1/1/05 and 12/31/05



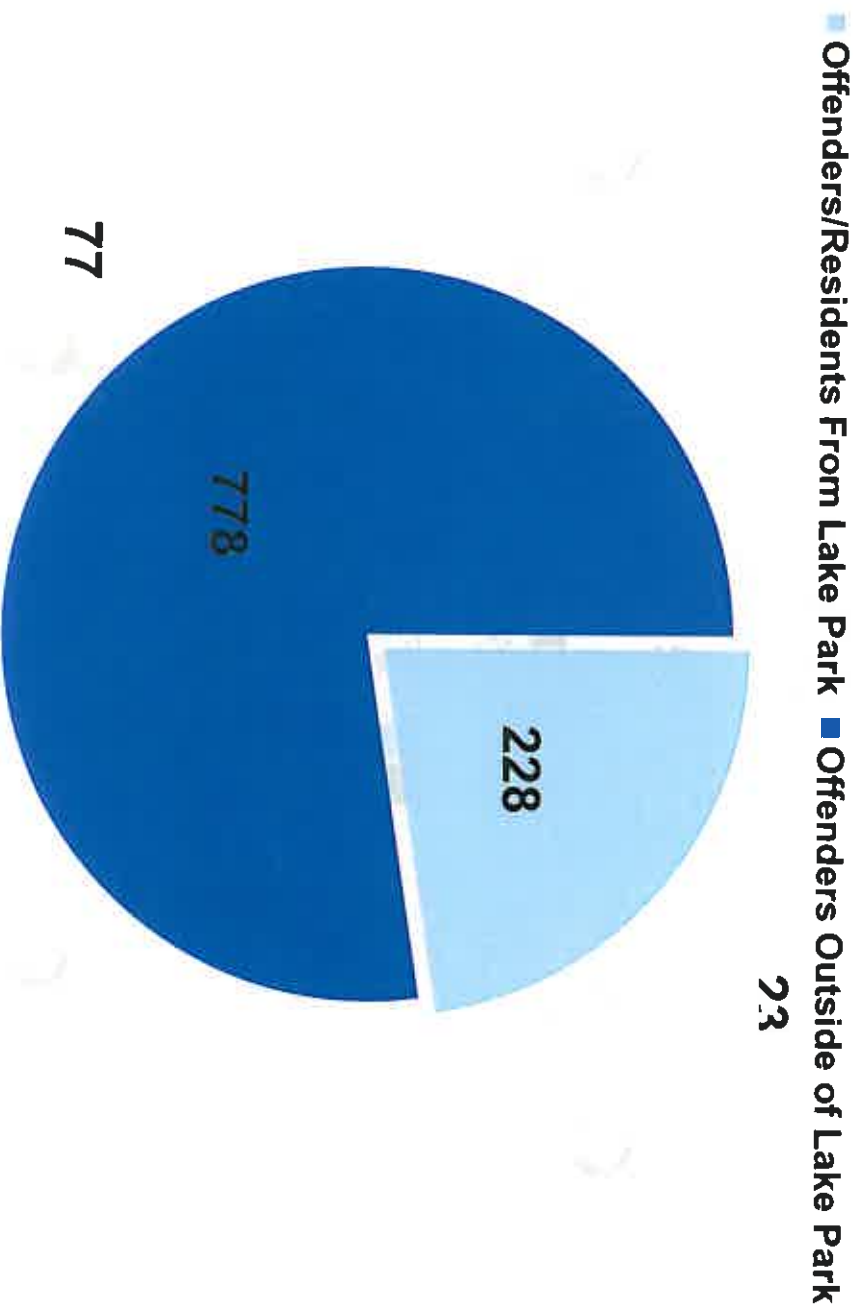
## 2005 Where Offenders Reside

- 934 Total Arrests for the Year (206 LP)
- 1) West Palm Beach 228
- 2) Riviera Beach 170
- 3) Palm Beach Gardens 39

# District 10 Arrests between 1/1/05 and 12/31/05



# District 10 Arrests between 1/1/06 and 12/31/06



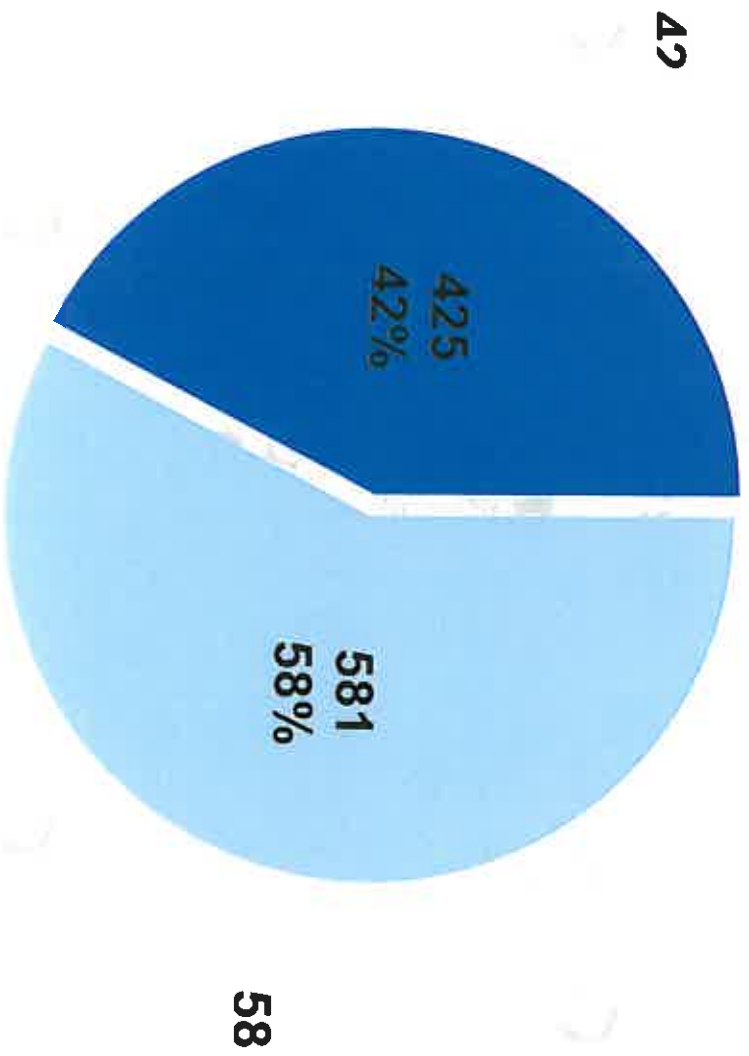


## 2006 Where Offenders Reside

- 1,006 Total Arrests for the Year (228 LP)
- 1) West Palm Beach 250
- 2) Riviera Beach 205
- 3) Palm Beach Gardens 51

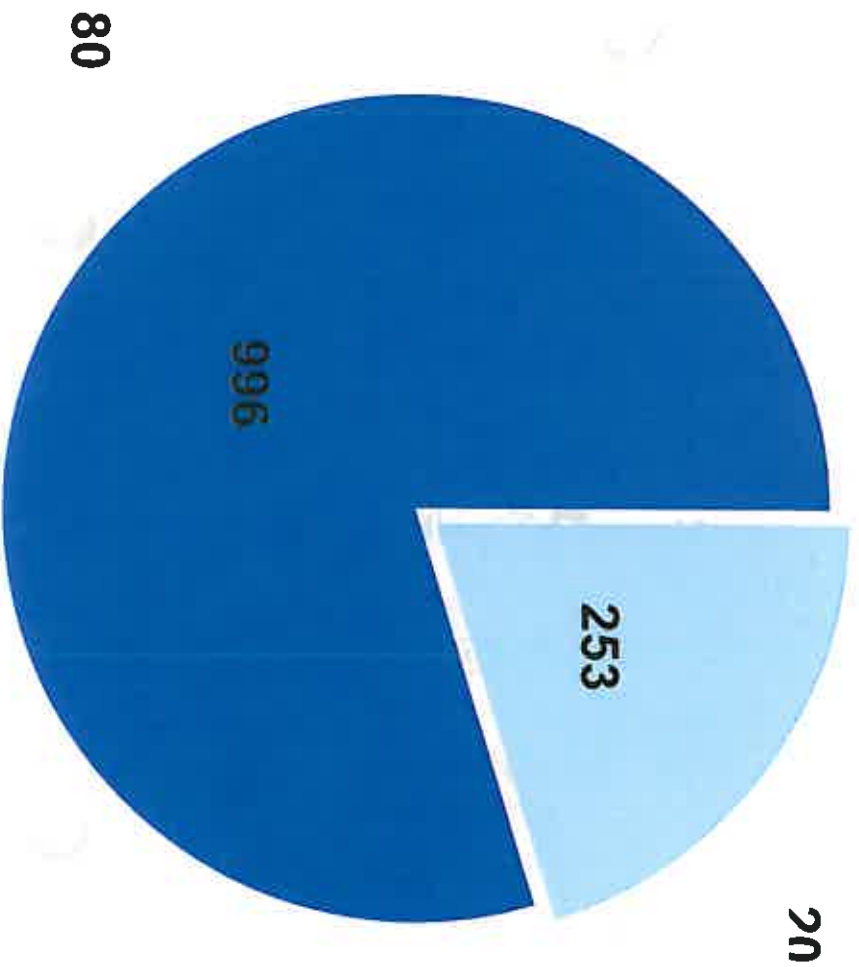
# District 10 Arrests between 1/1/06 and 12/31/06

Commercial Residential



# District 10 Arrests between 1/1/07 and 12/31/07

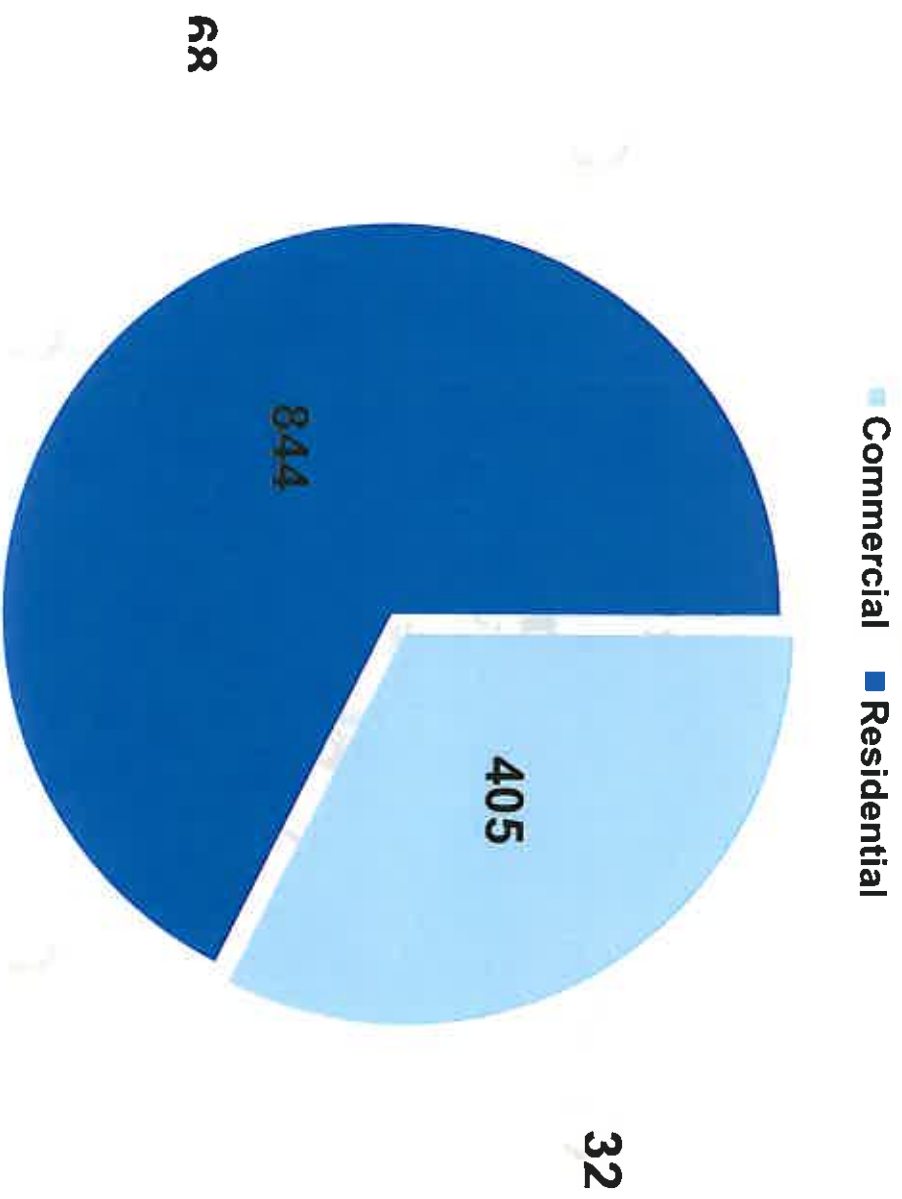
Offenders/Residents From Lake Park      Offenders Outside of Lake Park



## 2007 Where Offenders Reside

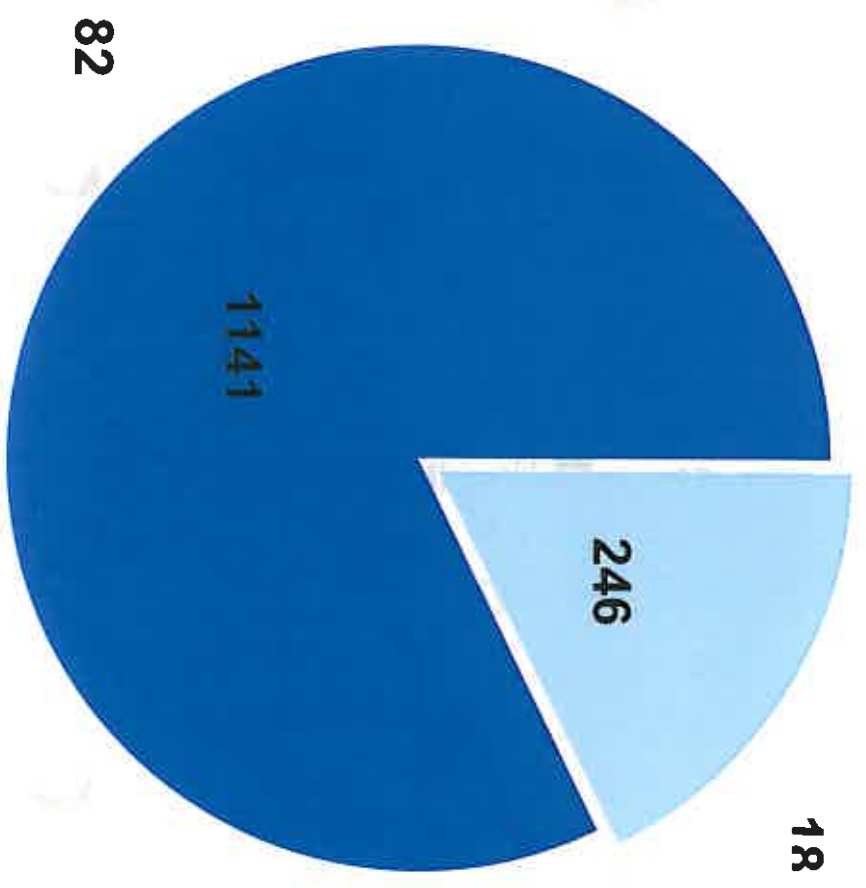
- 1,249 Total Arrests for the Year (253 LP)
- 1) West Palm Beach 300
- 2) Riviera Beach 289
- 3) Palm Beach Gardens 67

# District 10 Arrests between 1/1/07 and 12/31/07



# District 10 Arrests between 1/1/08 and 12/31/08

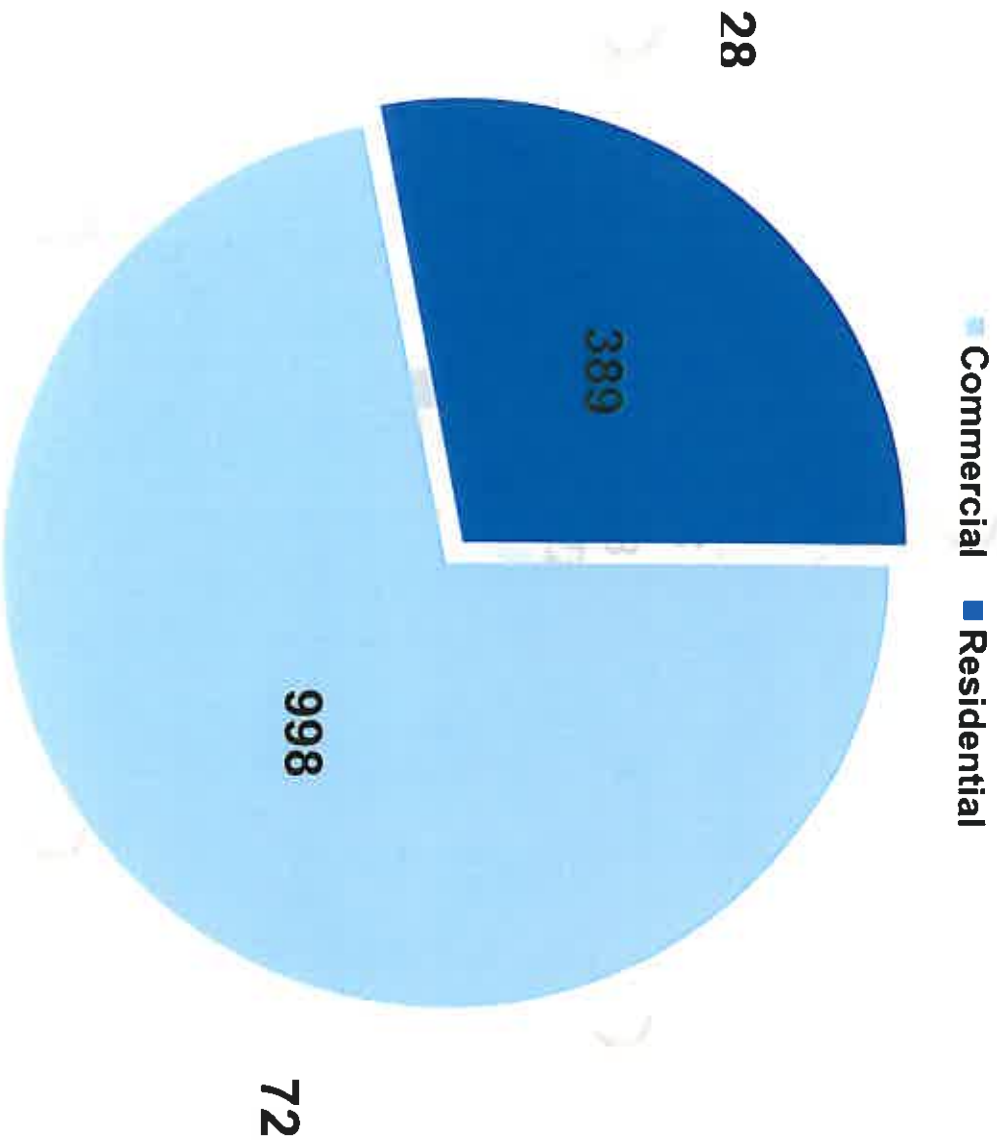
Offenders/Residents From Lake Park   Offenders Outside of Lake Park



## 2008 Where Offenders Reside

- 1,387 Total Arrests for the Year ( 246 LP )
  - 1) Riviera Beach 367
  - 2) West Palm Beach 290
  - 3) Palm Beach Gardens 89

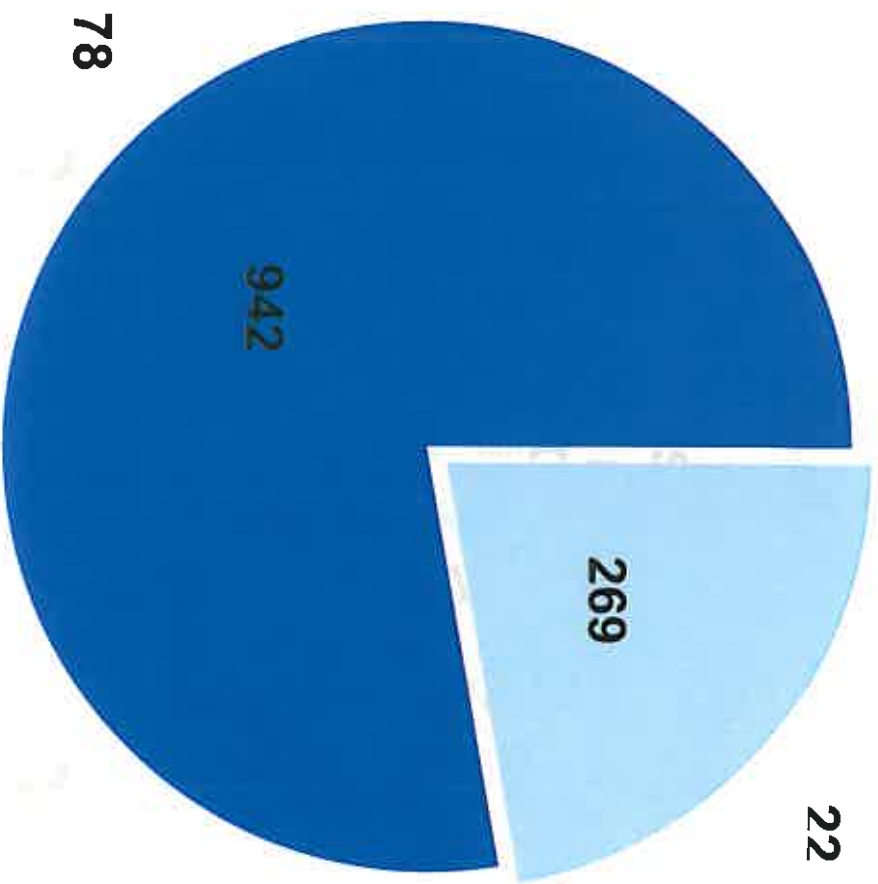
# District 10 Arrests between 1/1/08 and 12/31/08





## District 10 Arrests between 1/1/09 and 12/31/09

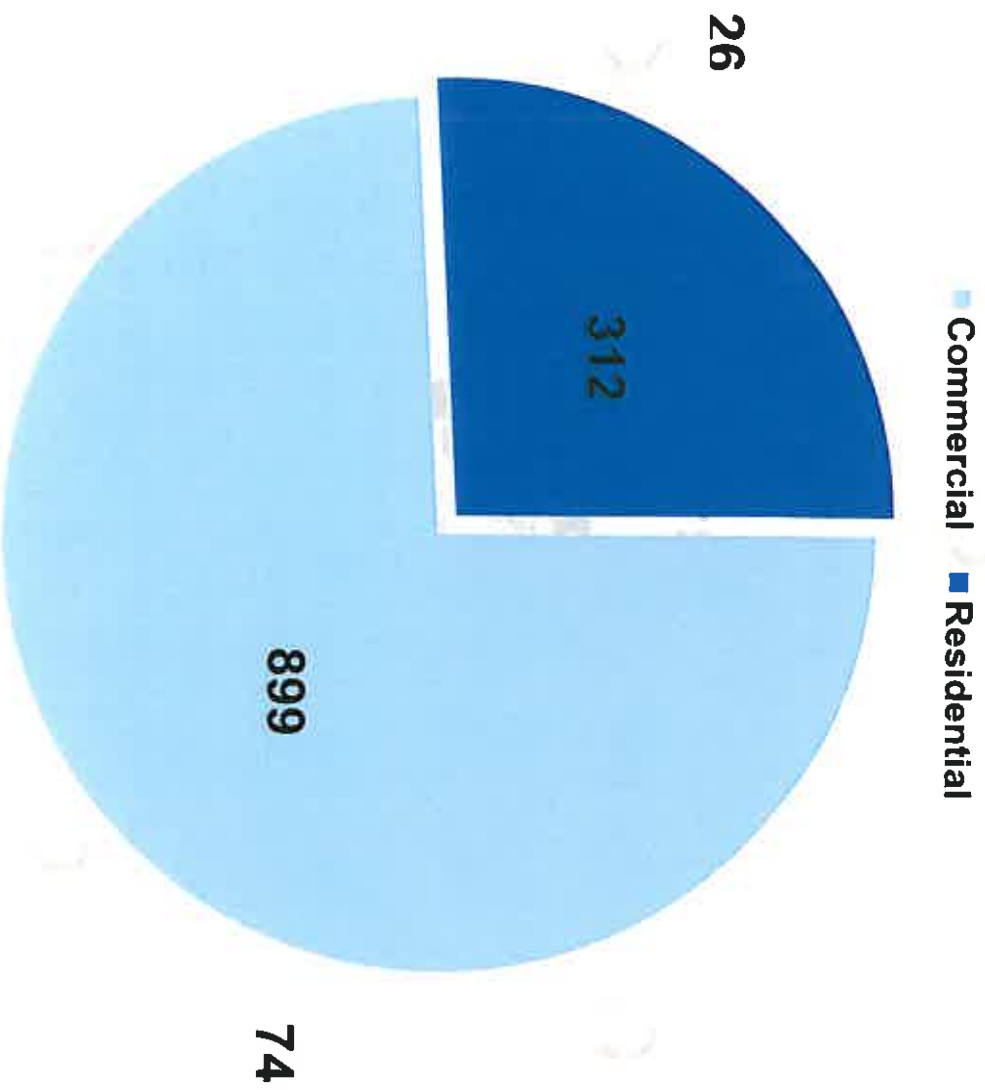
Offenders/Residents From Lake Park   Offenders Outside of Lake Park



## 2009 Where Offenders Reside

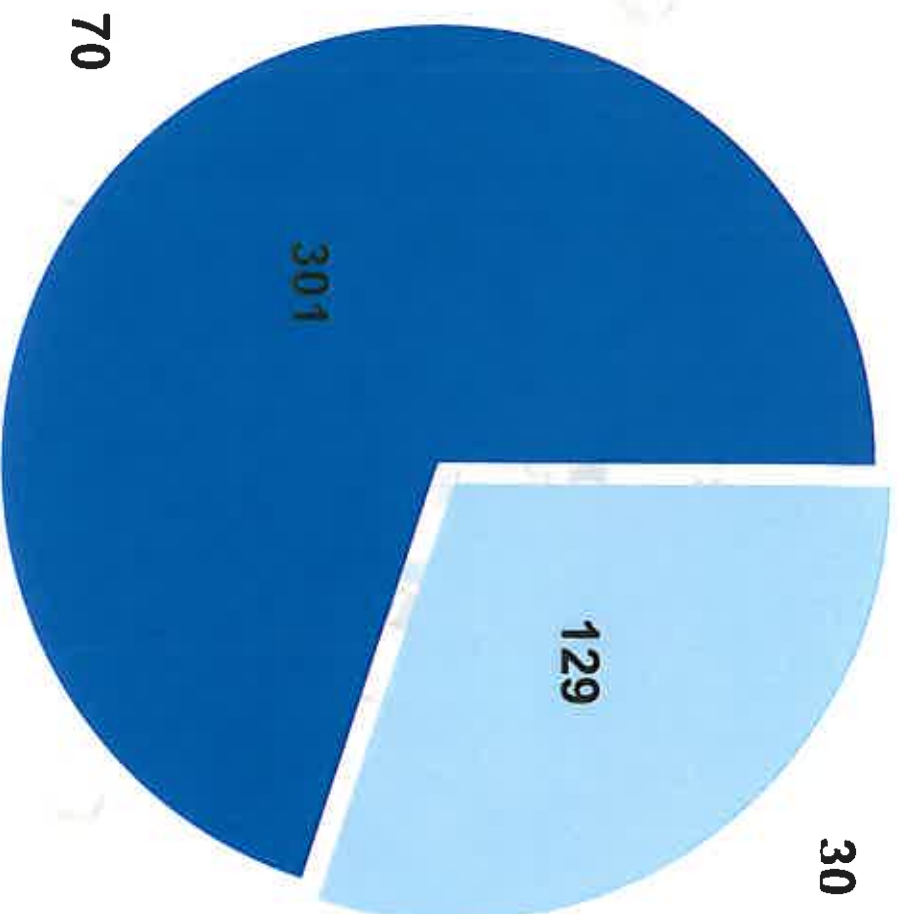
- 1,211 Total Arrests for the Year ( 269 LP )
  - 1) Riviera Beach 310
  - 2) West Palm Beach 225
  - 3) Palm Beach Gardens 82

# District 10 Arrests between 1/1/09 and 12/31/09



## District 10 Arrests between 1/1/10 and 5/31/10

Offenders/Residents From Lake Park    Offenders Outside of Lake Park

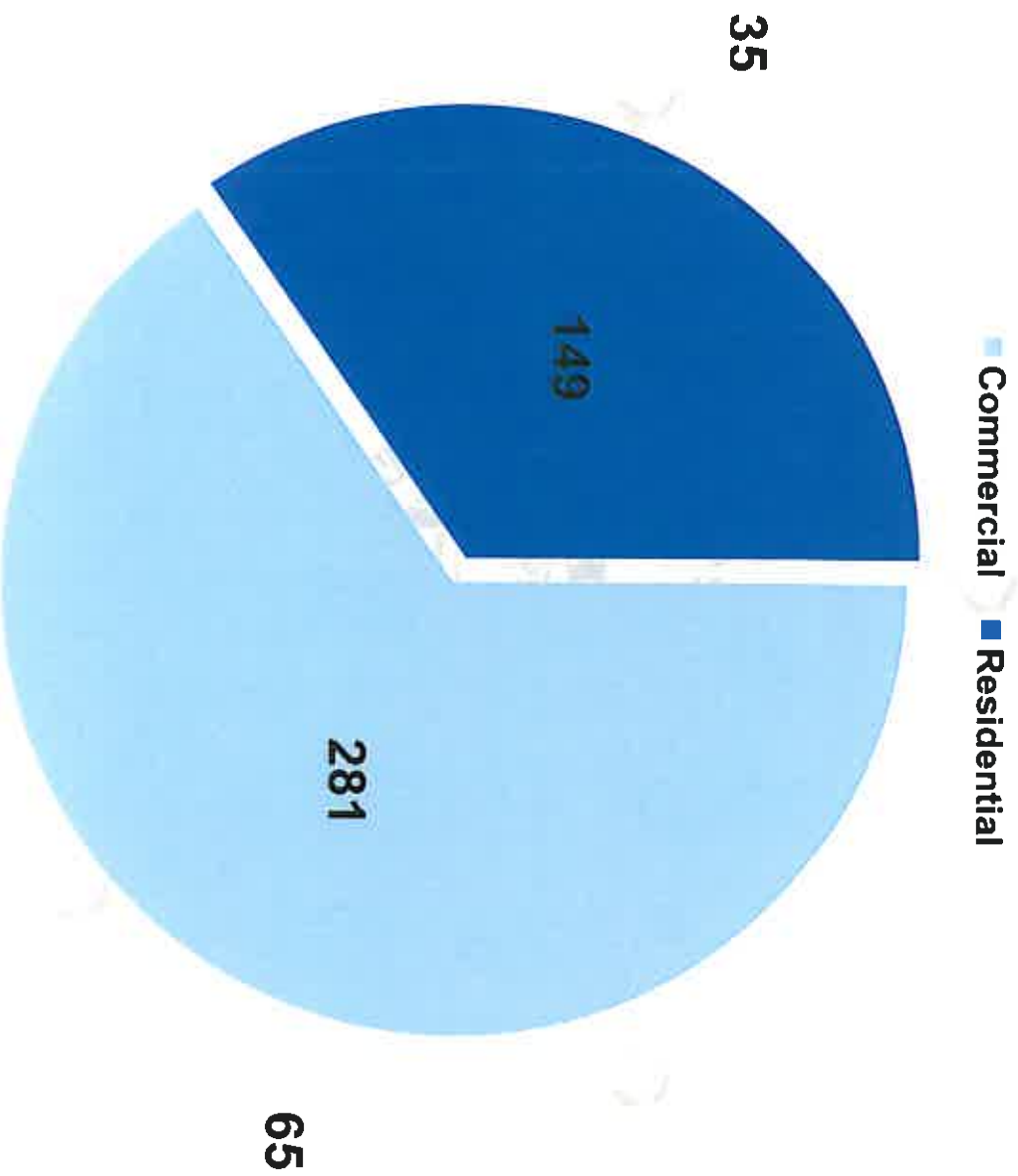


## **2010 Where Offenders Reside**

**430 Total Arrests through 5/31 (129 LP)**

- 1) West Palm Beach 90**
- 2) Riviera Beach 89**
- 3) Palm Beach Gardens 32**

# District 10 Arrests between 1/1/10 and 5/31/10



# Lake Park UCR Crime Index

ESTIMATES		Crime		Agg					GTA	
1/1-5/31	Year	Population	Index	Murder	Rape	Robbery	Assault	Burglary	Larceny	GTA
	2010		0	1	6	11	62	225	14	

Year	Population	Index	Total Crime							Crime Rate/ 100,000	% Cases Cleared	
			Murder	Rape	Robbery	Assault	Burglary	Larceny	GTA			
2009	9,118	975	0	4	58	47	99	729	38	10,693.1	48.3	-9.0
2008	9,112	1,072	2	2	45	66	161	729	67	11,764.7	45.1	17.2
2007	9,035	915	0	11	48	60	100	616	80	10,127.3	37.0	24.2
2006	9,113	737	0	9	31	41	128	423	105	8,087.35	23.88	-21.0
2005	9,113	938	0	12	40	49	205	463	169	10,293.0	15.0	11.1

# What Does Information Tell Us

- For the last 5 ½ years the vast majority of crimes cleared by arrest are committed by individuals residing outside the Town of Lake Park.
- Residency of those arrested trends toward WPB/Riviera Beach/Palm Beach Gardens.
- Every year except for 2007 the majority of arrests took place in the commercial areas of Town.



# Questions?



SECRET  
OFFICE OF THE DIRECTOR  
OF THE NATIONAL SECURITY AGENCY  
WASHINGTON, D.C. 20505  
CONFIDENTIAL

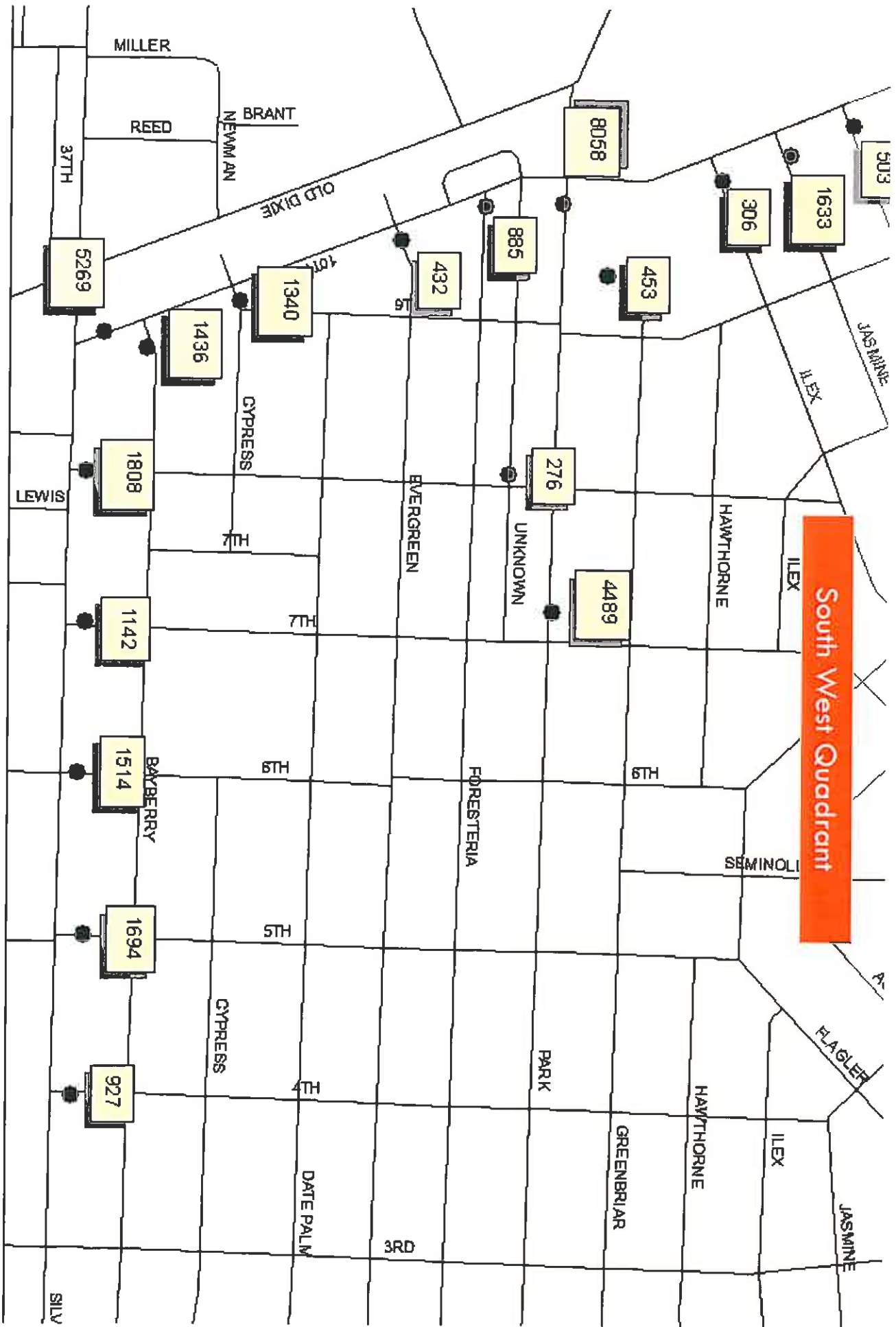
Exhibit "B"

# TRAFFIC CALMING

Town of Lake Park

June 15, 2010

South West Quadrant



Traffic Counts

# Traffic Calming


- Speed limit Changes      Cost of Signage (\$60 - \$100 per sign)
- Enforcement      PBSO Time
- Speed tables/humps      \$ 2,000 to \$ 3,000
- Rumble strips      \$ 1,000 to \$ 1,500
- Roundabouts (mini)      \$ 3,500 to \$15,000
- Curb extensions      same as lane narrowing
- Lane narrowings      \$ 7,000 to \$10,000
- Street closures      \$10,000 to \$25,000

Source: Traffic Calming Guide for Local Residential Streets,  
Virginia Department of Transportation 2008

# Traffic Calming

- Partial street closures depends on techniques used
- Chicanes \$ 5,000 to \$15,000
- Stop signs \$ 200 to \$ 500
- Semi-diverters \$ 5,000 to \$15,000
- Median island \$ 5,000 to \$15,000
- Street Lighting \$\$\$\$\$
- Raised Crosswalk \$ 2,500 to \$ 8,000

## EXAMPLES




Source: Traffic Calming Guide for Local Residential Streets,  
Virginia Department of Transportation 2008



**Cost: \$27,000**


3<sup>rd</sup> Street & Silver Beach



**Cost: \$10,300**


2nd Street & Silver Beach





**Cost: \$7,800**

Northwood



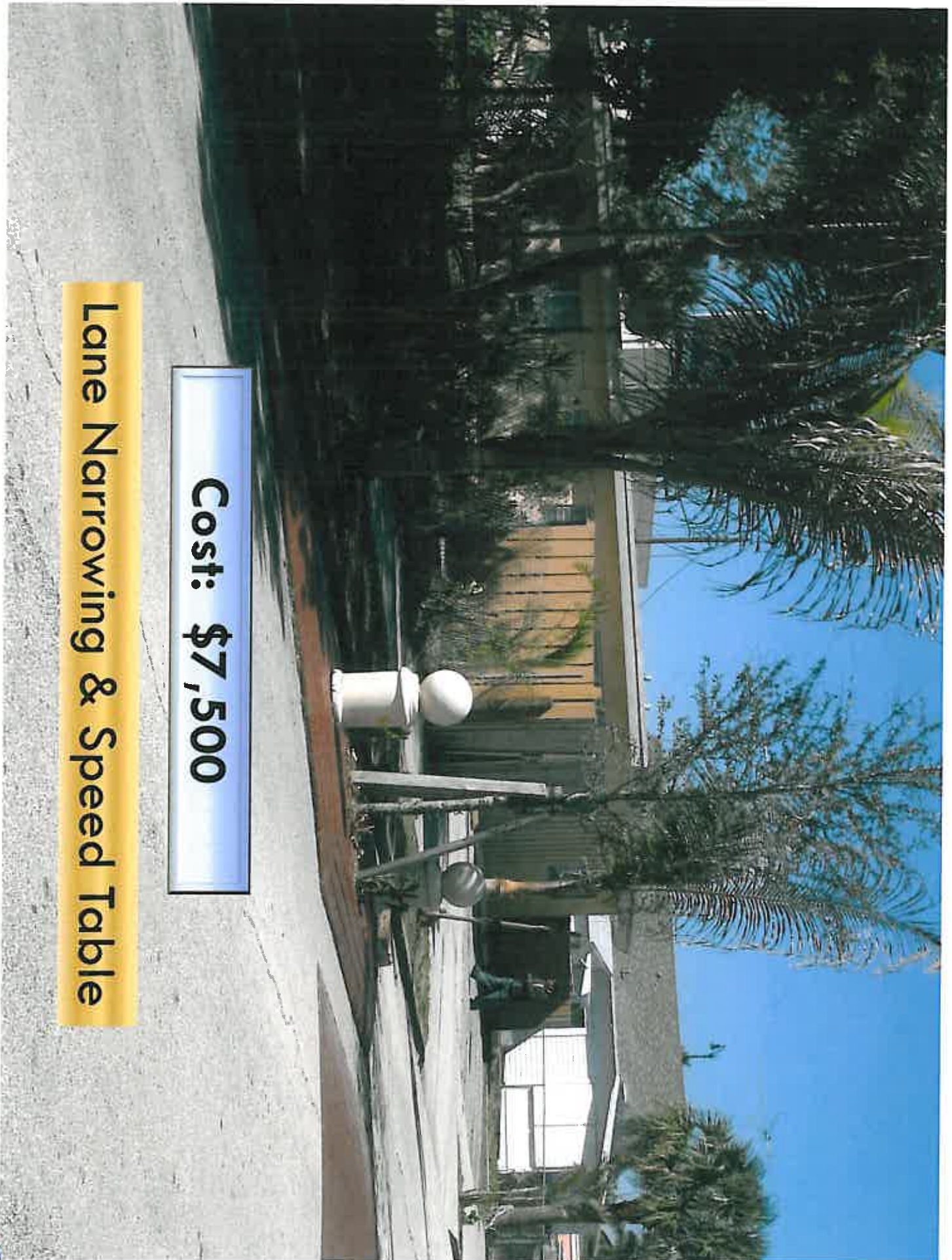
**Cost: \$22,000**

Northwood




**Cost: \$4,800**

**Median and On Street Parking**




**Cost: \$7,500**

**Lane Narrowing & Speed Table**




**Cost: \$6,900**

**Mini Roundabout & 4 Way Stop**



**Cost: \$30,000**

**Lane Narrowing & Pavement Change**



**Cost: \$3,800 to \$4,800**

**Speed Table**

# Street Closure Cost Estimate



Temporary Water Filled Structures

**\$450 Each Barrier**

**\$500 Signage**



Barriers can be resold following their use



A photograph of a street construction site. The scene shows a paved road with several white rectangular signs on poles. Between the signs are yellow diamond-shaped signs with red dots. In the background, there are palm trees and a building. A blue text box is overlaid on the left side of the image.

Per Street Cost  
Using Town Labor  
**\$2,500 to \$3,000**

## Petition To Close Street

We the owners of property adjacent to below described street do hereby petition the town of Lake Park to permanently close said street.

Name of street: Poplar Court

Further description if needed: \_\_\_\_\_

\_\_\_\_\_

Property Owners' Signature  
(Print name beside signature)

Owners' Mailing Address

- |    | Property Owners' Signature<br>(Print name beside signature) | Owners' Mailing Address |
|----|---|-------------------------|
| 1  | Rick J. Doyart  | 839 Poplar Drive        |
| 2  | Deanne Beaver   | 841 Poplar Dr.          |
| 3  | Arden Beaver  | 841 Poplar Dr.          |
| 4  | Glen Day  | 905 Poplar Dr.          |
| 5  | Bonnie Wilcox   | 826 Poplar Dr.          |
| 6  | Ted K. Lasler   | 833 Poplar Dr.          |
| 7  | Frank Kofanski  | 833 Poplar Dr.          |
| 8  | John J. [unclear]   | 815 Poplar Dr.          |
| 9  | [unclear]   | 808 Poplar Dr.          |
| 10 | Kath E. Baumann   | 807 Northern Dr.        |
| 11 | [unclear]   | 807 Northern Dr.        |
| 12 | Alice Carson  | 838 Poplar Dr.          |
| 13 | Jim White   | 911 Poplar Dr.          |
| 14 |   |                         |
| 15 |   |                         |
| 16 |   |                         |

- 1 Rick Davenport
- 2 Deanne Beaver
- 3 Arden Beaver
- 4 Glenn Day
- 5 Bonnie Wilcox
- 6 Todd Kozlowski
- 7 Tracy Kozlowski
- 8 Cherryl Kirby
- 9 James McGlynn
- 10 Kathy Baumann
- 11 Jeff Baumann
- 12 Sue Aaron
- 13 David Wente
- 14
- 15
- 16







