



Town of Lake Park 2021 - 2022 Budget



Office of the
Town Manager

September 10, 2021

Re: Budget Transmittal Letter

Dear Mayor Michael O'Rourke, Vice Mayor Kim Glas-Castro, and Members of the Town Commission and the Residents of Lake Park:

The Budget Transmittal Letter highlights the Operating and Enterprise Budgets changes for the 2021-2022 Fiscal Year.

Budget Process:

The budget process starts with the submittal of department initiatives on May 7, 2021. Budget initiatives may result in budget increases if incorporated into the operating budget. Budget initiatives originate with Department Directors and provide a snapshot of what departments need to increase or enhance program services. Budget initiatives are important to department heads because they need additional resources to manage their departments properly.

The operating budget for the 2021-2022 fiscal year is balanced. If the Town Commission decides to reduce the millage rate below the 5.3474 rates, additional budget cuts will be necessary. The millage rate has remained the same at 5.3474 for the past six years. The Fire MSTU remains at 3.4581. Together, the total millage rate is 8.8055, which is subject to change by vote of the Town Commission. The state has capped the millage rate at \$10.00 per \$1,000. The millage rate will raise \$4,181,539 in budget revenue. The increase in budget revenue is due to the rise in property values. Property value increases will increase \$232,132 in new property value revenue to support a budget of more than \$10,430,281. The revenue difference comes from other revenue sources outside of the millage rate. Those budget revenue sources are essential to balance revenues with expenditures.

Again, rather than focus on budget numbers, the budget message will focus on what residents can look forward to in this budget cycle concerning programs, services, infrastructure, budget highlights. The budget is subject to change and is a fluid planning document of priorities the Town hopes to accomplish between October 1, 2021, and September 31, 2022.

The financial outlook for the Town continues to improve. We continue to provide a myriad of public services to our residents. Over the past few years, young families have moved into Lake Park. Young families continue to move to Lake Park. They see a desirable, affordable community that is on the move. Lake Park is seen as an eco-friendly municipality with the Town Commissions' commitment to providing green infrastructure solutions in bio-swales to rain barrels and rain gardens to counter the increasing threat to sea-level rise. We are a walkable, bike-able community in which sidewalks and own in more significant numbers. We must provide families with the services they desire to remain a livable community. Our vision resonates with young families and is evident in the number of young families moving into the Town of Lake Park.

Nautilus 220 is scheduled to break ground around October or November of 2021. The investment of \$180 million will increase developer interest in the US Federal Hwy corridor. In addition, this development will diversify our tax base and increase revenue at a time critical to our community's financial future. Still, our neighbors to the south, Riviera Beach, are seriously looking to replicate similar projects along the US One corridor.

535 Park Avenue
Lake Park, FL 33403
Phone: (561) 881-3304
Fax: (561) 881-3314

www.lakeparkflorida.gov

The library laptop kiosk is fully operational, allowing library patrons to use their library cards to take out laptops for up to 4 hours. Fifteen users can take out laptops and for use within the library.

HOMESTEAD EXEMPTION:

Homestead exemptions provide a total tax break of \$708,529.00 to qualified homeowners each fiscal year. The exemption reduces total revenue to the Town.

WHAT THE BUDGET WILL PROVIDE TO RESIDENTS AND BUSINESSES:

CAPITAL PROJECTS:

- The Lake Shore Drainage project will be complete by December of 2021. The drainage project will include green infrastructure in the form of bioswales that will naturally filter significant amounts of water from the Town's drainage system before it discharges into the Intracoastal Waterway (Lake Worth Lagoon). The total project cost is approximately \$6.5 million (including the \$1.1 million costs to Seacoast Utility for water and sewer upgrades). The actual drainage cost is \$5.4 million. Funding will come from FEMA (\$3.4 million) and One-Cent Sales Tax (\$2.0 million). THERE WILL NOT BE A SPECIAL ASSESSMENT FOR THIS PROJECT. The financial structure of this project saves taxpayers about \$5.4 million by not implementing a special assessment for the drainage work. A redesigned streetscape with west side parking, wider sidewalks, and period lighting will be part of the project.
- Our infrastructure is as old as the Town of Lake Park, which was founded in 1917 and incorporated in 1923. Unfortunately, for years, both the Town Administration and the Town Commission failed to update the drainage infrastructure and extend drainage to other areas of the Town. This year, we plan to spend \$163,794 in stormwater funding to upgrade Town stormwater infrastructure. Funding for the projects will come from the Stormwater Enterprise Fund.
- CDBG funding will fully equip Lakeshore Park with over \$450,000 worth of playground equipment. The Administration combined two years of CDBG grant funding and will match funds totaling \$450,000 to construct and provide rubberized play area surfaces around the equipment. We will also build a splash pad for families to use in the park.
- The Commission selected a P3 consultant (Public-Private Partnership) for the Lake Harbor Marina project. The Town will pay the consultant \$375,000 to work with town staff and the P3 selected partner. The Marina will implement the Town Commission's vision to upgrade the aging facility to a resort-style Marina and expand the Marina to accommodate larger vessels by leveraging private sector dollars. The Public-Private Consultant and the Town Manager will negotiate a Public-Private Partnership Agreement to be executed by the Town Commission to achieve the vision. The consultant will manage the upgrades to the Marina, as well. The Town's portion of the cost totals \$375,000 for consultant services. The construction phase will require the private partner to pay some amount. The Marina will remain a public marina. The land will be owned by the Town but managed by the private partner. Access to the water from the Marina will remain open to the public. Boat access to the water will be from a public boat ramp (which might be relocated to a new location). In addition, Nautilus 220 plans to build 100 parking spaces for public access to the Marina.
- The \$1.8 million in public improvement funds from Nautilus could upgrade existing assets in the two parks. For example, the Town plans to refurbish all existing tennis courts. In addition, staff will discuss sports lighting and the replacement of existing fencing with the Commission. The vendor and the town plan to use funds reserved by the vendor to construct two pickleball courts by converting two of the four existing upper tennis courts. Therefore, two courts will remain tennis, and two tennis courts will become pickleball courts. Some funds for the work are suggested to come from Nautilus 220 public improvement funds.

CRA BUDGET:

The CRA budget benefits residents and businesses within the CRA district. The ad valorem taxes paid to the CRA from the County is \$521,178. By State Statute, the Town must contribute \$959,790 to the CRA, for a total of \$1,480,968. The budget will fund landscaping services, decorative displays, new street lighting, and business

development grants totaling \$330,237 as well as grant incentives totaling \$135,000, of which \$50,000 completes our commitment to Dedicated IT and for businesses to relocate or expand within the CRA boundaries. The CRA budget this year proposes to hire a landscape architect to upgrade all existing CRA landscape. New sidewalks and period lighting are in the plans. The funding will come from this year's budget, plus additional funds will need to be carried forward to complete the work. The last CRA landscape and lighting upgrade, including sidewalks, was completed over twenty years ago. Funding for the upgrades will come from reserves and budgeted funds. The cost has not been determined. However, the CRA will better understand the total cost and amount of funds needed from previous budget years once bids are received and selected by a contractor. The appropriation in the CRA budget is \$280,000 to commence the improvements in FY 21-22. In the upcoming fiscal year, the CRA Board of Directors will recommend the Town Commission to increase density in the PADD. The PADD will be expanded north on 10th Avenue to encourage business expansion and development. Landscape improvements, period lighting, and new sidewalks will include the expanded PADD district in the scope of improvements for FY 21-22.

Funding from reserves will be set aside to hire a consultant to complete a new CRA Master Plan. The reserve balance in the CRA is \$469,578. Thus, sufficient funds are available to meet the initiatives outlined in discussions with the Board of Directors. For example, the available balance also pays off the debt on the 800 Park Avenue Arts building. Debt payment in full will relieve the CRA from the restrictive use covenant in the bond language.

The CRA continues the marketing campaign for Live, Work, and Recreate within the district.

ONE CENT SALES TAX REVENUE:

Sales tax revenue passed by Palm Beach County residents benefits the Town of Lake Park through supplemental funding for road construction projects, road work, and related infrastructure purchases, drainage, and including surveillance cameras and license plate readers with a five-year or greater life expectancy. The Town received to date \$2,707,867 in surtax funds. The balance remaining the Town expects to receive is 2,292,133.

ENTERPRISE FUND BUDGETS:

Public Works Department Streets and Road Fund Budget:

The Public Works Department and Road Fund Budget will receive an increase in funds. The Auditor instructed the Finance Department to use reserves to satisfy an outstanding obligation from the Streets and Roads budget. Several years ago, the Marina required funds from Streets and Roads. Today, the Marina fund continues to run a deficit and to satisfy Marina's outstanding obligation to the Streets and Roads budget. The Auditor required the Town to use reserves from the General to fulfill that obligation. The excess funds of \$400,000 will be used to fund road repairs in the amount of 50,000 and \$60,000 to fund sidewalk repairs. From the \$400,000, the Streets and Roads budget is carrying forward \$207,259 to balance the budget. With the increase in funding, the Town expects to repair roads and increase the number of sidewalk repairs during this budget period (October 1, 2021, through September 30, 2022).

Marina Fund Budget:

The Marina Fund continues to show a deficit outside of the unexpected pandemic-related closure of the Marina. However, funding from the American Recovery Act will assist the Marina in making up for lost revenue due to the pandemic. The Marina also has funds to spend from Hurricane Irma to repair damaged docks due to the storm by the end of September 2021. The Marina has a new Marina Director who has over thirty years of experience managing marinas. The initiation of a P3 partnership on the immediate horizon will bring private dollars to the table to improve and expand the Marina. The Marina needs an infusion of private capital to expand Marina and create a resort-style marina accessible to the public. Large-scale capital projects will become a reality through the P3 partnership. The Town Commission will choose a Private partner for the Marina in early October of 2021. The expansion of the Marina will be necessary to maintain a greater degree of profitability for both the Town and the P3 partner.

Stormwater Utility Fund Budget:

Green infrastructure is financed with Federal and State Grant funds to expand bioswales, rain gardens, and rain

barrels. The ability to retain at least 10 percent of our run-off will ensure the Town's sustainability as the level of our waterways continues to rise. As part of the master plan for drainage, the underground areas of our parks will serve as underground chambers that will filter and clean water discharge through a series of bioswales and eventually into the Intracoastal waterway. The Lake Worth Lagoon is a protected water body source. As such, any construction improvements to the drainage system will require some form of treatment. To rely upon a tree and shrub-rooted bioswale system is as close as we can get to green infrastructure. The Commission's decision to create a Master Drain System built on the promise of bioswales and rain gardens will make the Town's sustainability into the year 2070. Three fiscal years ago, the Commission voted to increase the Stormwater Utility Fund. As a result of the Commission's leadership decision, we can implement significant green infrastructure projects to improve drainage and filter drainage discharge and receive grant funds to construct the entire system.

By adopting a Green Infrastructure initiative consisting of bioswales, rain gardens, and rain barrels, the Town is in a unique position to continue to receive Federal and State Grants to design and construct our Master Drainage Plan.

Finally, we will begin expanding our existing drainage infrastructure to those areas of Town without drainage for the first time. The implementation by the Commission vote of the Master Drainage Plan is underway. Over the next ten years, we plan to achieve drainage resiliency in the most bio-friendly green infrastructure way. Bioswales, rain gardens, and rain barrels will hold drainage water on properties throughout the Town longer, resulting in clean drainage discharge to the Lake Worth Lagoon.

The budget will allocate \$163,798 in funds focused on repairing and maintaining our existing drainage system. Whether for the lining of drainage pipes or the redesign of drainage under the Lake Shore Drive bridge, a second FEMA grant and FEMA design funds are available to help the Town with the next drainage phase of Lake Shore Drive. The Lake Shore Drive ongoing drainage project ends at the bridge. With the help of FEMA funds this fiscal year, the additional infrastructure work required to complete phase II is sure to include construction funds to complete the last phase of drainage work at the Marina.

Sanitation Fund Budget:

The Sanitation fund remains underfunded and will require a significant rate increase to continue to fund Sanitation at current curbside service levels. We expect to reduce curbside service levels over the next fiscal year without a rate increase to balance the Sanitation budget. We cannot continue to operate the Sanitation Fund with known revenue shortfalls. Such shortfalls occurred when the Town Commission voted a lower rate increase than required to operate the Sanitation services. To avoid reducing service levels at curbside in this fiscal year budget, staff proposes to use \$278,049 in reserves to fund the operating budget for Sanitation.


Staff identified a disparity in charges for multifamily homes that the Commission must correct in the next sanitation rate hearing. Multifamily homes are investment properties. As such, the current rate structure charges multifamily homes the same rate as single-family residential homes. As a result, the volume of curbside trash for multifamily homes is more significant than that for single homes. Finally, we must determine whether the current curbside service levels should remain. If so, the rate must be adjusted to reflect the current service levels charged by SWA. Finally, do residents desire to maintain the same level of service at curbside or not? If so, rate increases are required to maintain the current level of service. In the next budget, curbside service levels are in danger of being reduced if funding is insufficient to support the sanitation fund. Each year that we do not sufficiently fund sanitation means we are falling further behind in our ability to make up the difference between revenue and expenditures. Out of all the budgets that make up the operating budget for the Town, I am most concerned about the efficacy of the sanitation budget to meet current service levels.

CONCLUSION:

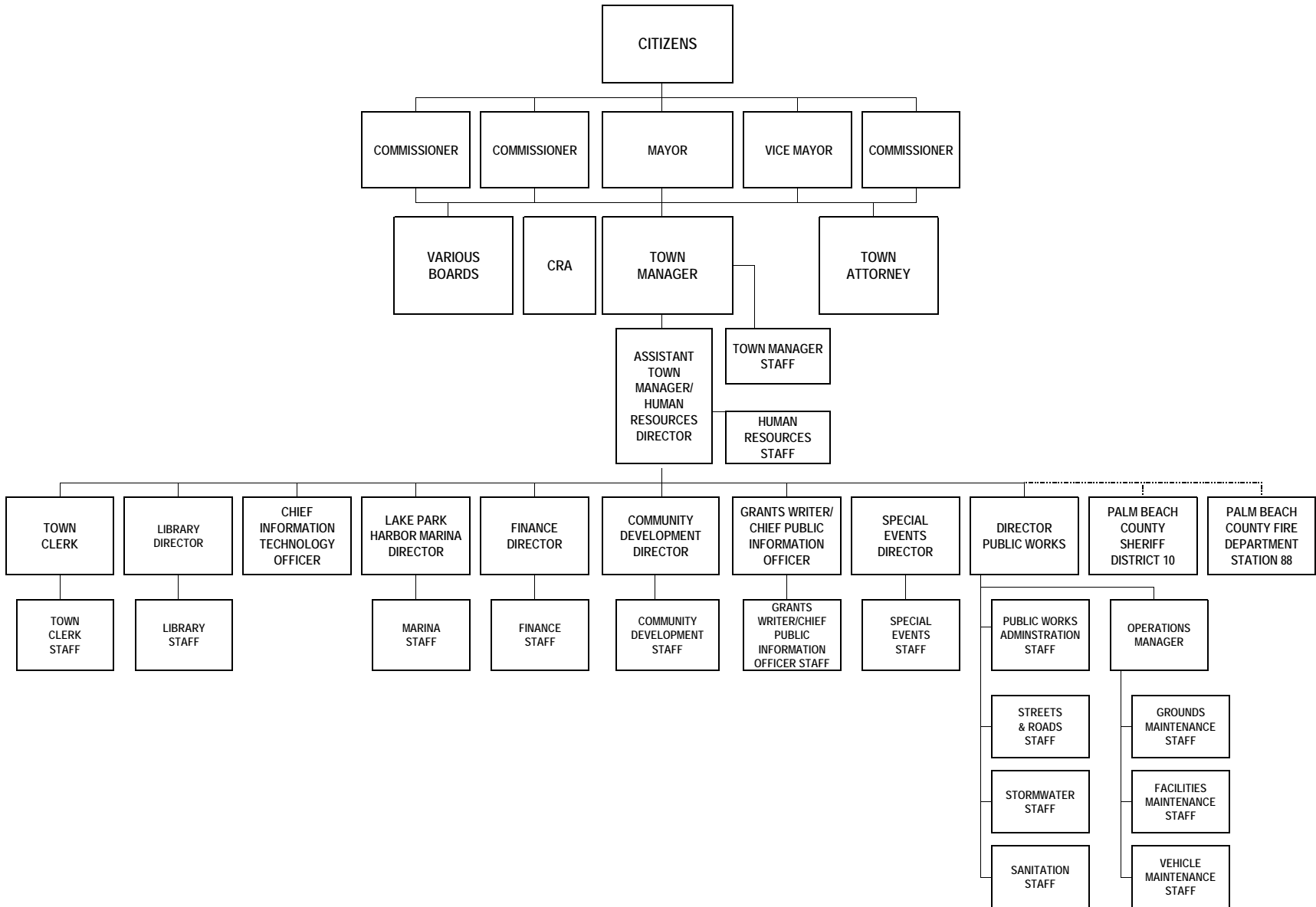
The new fiscal year 2021-2022 budget is balanced without significant changes in departmental service levels. The staff continues to look forward to working with the Town Commission. To further the goals and objectives of both the Commission and the Administration, we must together move the Town in a positive direction.

Staff would like to thank the Commission members for their insight, vision, and direction, as together, we have balanced the budget with the best intentions of the Town at the forefront.

Sincerely,

A handwritten signature in black ink, appearing to read "John Agostino". The signature is stylized and includes a long horizontal stroke extending to the right.

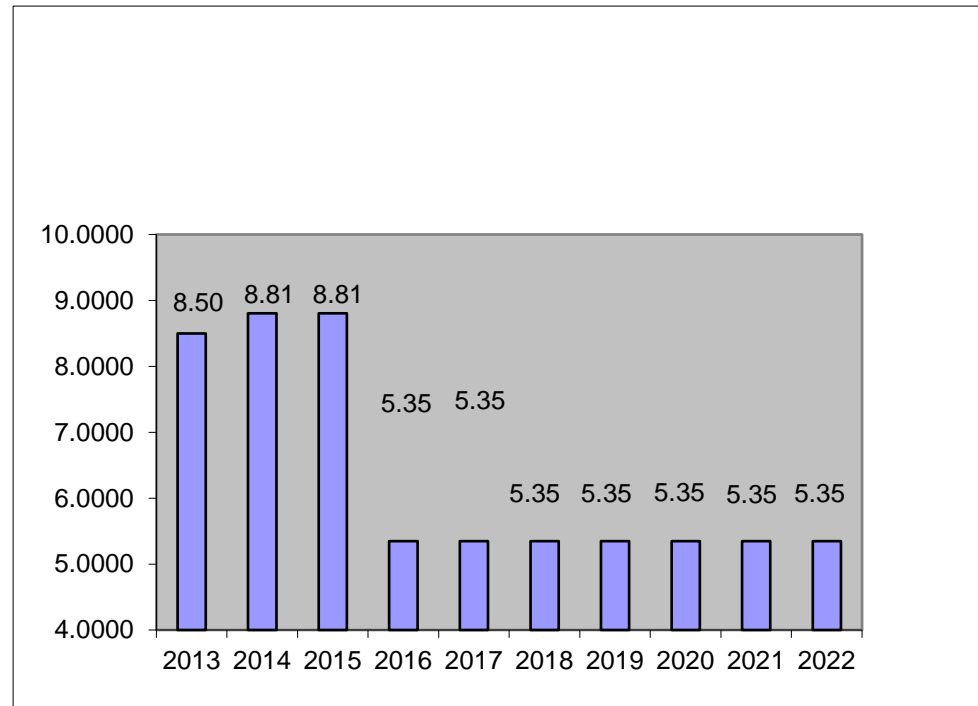
John Agostino
Town Manager, Town of Lake Park



TOWN OF LAKE PARK
FISCAL YEAR 2021 - 2022
ANALYSIS OF OPERATING MILLAGE

FOR TEN YEAR PERIOD 2013 - 2022

		Inc./Dec.	% Inc./Dec.
Fiscal	Oper.	Over Prior	Over Prior
Year	Millage	Year	Year
2013	8.5000	0.0000	0.00%
2014	8.8055	0.3055	3.59%
2015	8.8055	0.0000	0.00%
2016	5.3474	(3.4581)	-39.27%
2017	5.3474	0.0000	0.00%
2018	5.3474	0.0000	0.00%
2019	5.3474	0.0000	0.00%
2020	5.3474	0.0000	0.00%
2021	5.3474	0.0000	0.00%
2022	5.3474	0.0000	0.00%



* 2016 is the first year of the Fire MSTU
 2021 PBC F/R Millage is 3.4581

Town of Lake Park Schedule of AdValorem Millage Rates

ROLLED-BACK RATE			
823,132,702	2021/22 Taxable Value		
1,000			
4.5925	Millage		
95.0%			
3,591,225			
(877,507)	877,507	CRA	
2,713,718	2,713,718	General Fund	

MILLAGE RATE OF 5.1			
823,132,702	2021/22 Taxable Value		
1000			
5.1	Millage		
95%			
3,988,078.00			
(932,824.00)	932,824	CRA	
3,055,254.00	3,055,254	General Fund	

MILLAGE RATE OF 5.350			
823,132,702	2021/22 Taxable Value		
1,000			
5.35	Millage		
95%			
4,183,572.00			
(960,073.00)	960,073	CRA	
3,223,499.00	3,223,499	General Fund	

MILLAGE RATE OF 4.8			
823,132,702	2021/22 Taxable Value		
1,000			
4.8000	Millage		
95.0%			
3,753,485			
(900,124)	900,124	CRA	
2,853,361	2,853,361	General Fund	

MILLAGE RATE OF 5.2			
823,132,702	2021/22 Taxable Value		
1000			
5.2	Millage		
95%			
4,066,276			
(943,723)	943723	CRA	
3,122,553	3122553	General Fund	

CURRENT MILLAGE RATE			
823,132,702	2021/22 Taxable Value		
1,000			
5.3474	Millage		
95.0%			
4,181,539			
(959,790)	959,790	CRA	
3,221,749	3,221,749	General Fund	

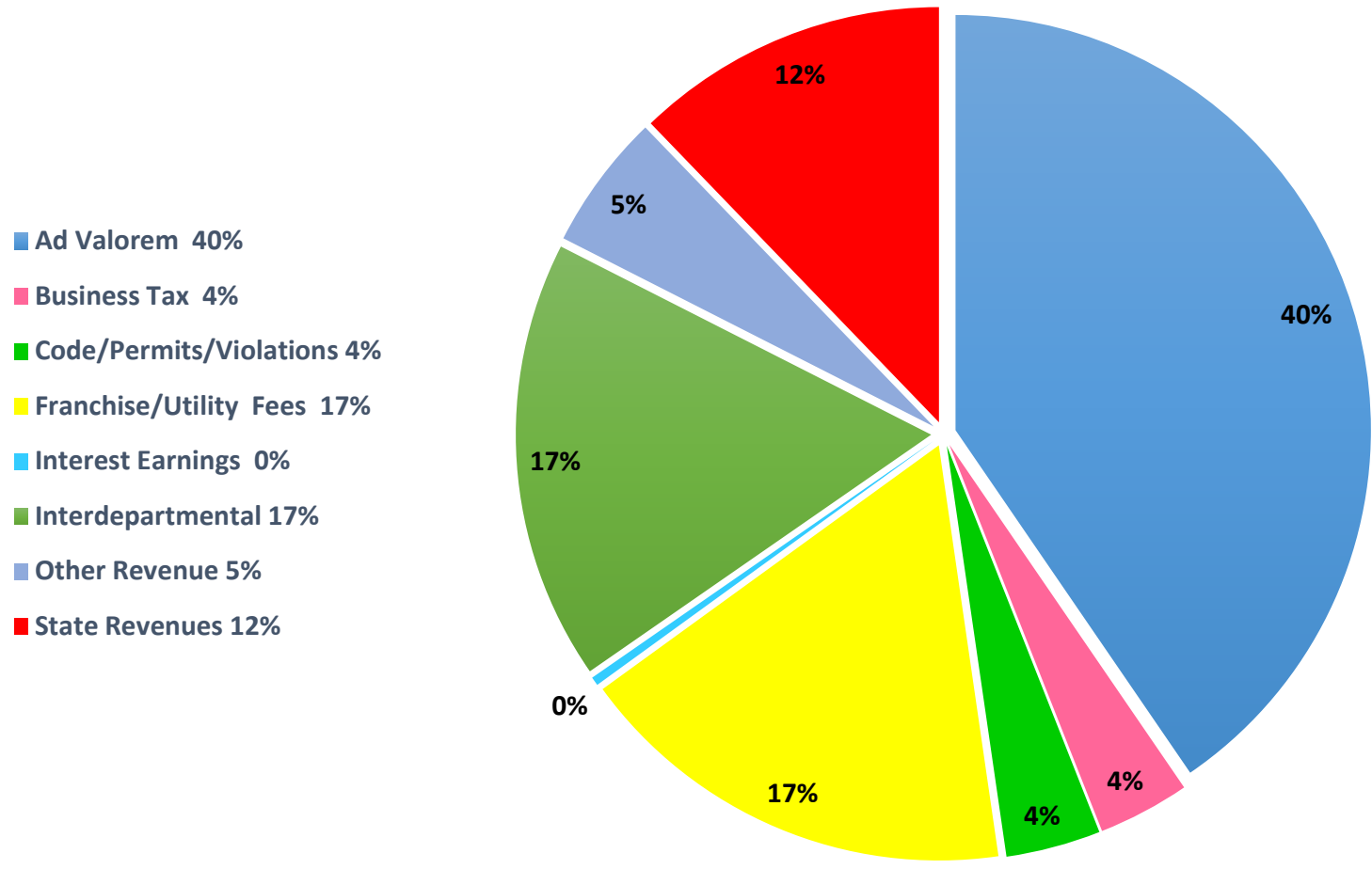
MILLAGE RATE OF 4.9			
823,132,702	2021/22 Taxable Value		
1,000			
4.9000	Millage		
95.0%			
3,831,683			
(911,024)	911,024	CRA	
2,920,659	2,920,659	General Fund	

MILLAGE RATE OF 5.3			
823132702	2021/22 Taxable Value		
1000			
5.3	Millage		
95%			
4,144,473			
(960,073)	960,073	CRA	
3,184,400	3,184,400	General Fund	

MILLAGE RATE OF 5			
823,132,702	2021/22 Taxable Value		
1,000			
5.0000	Millage		
95.0%			
3,909,880			
(921,924)	921,924	CRA	
2,987,956	2,987,956	General Fund	

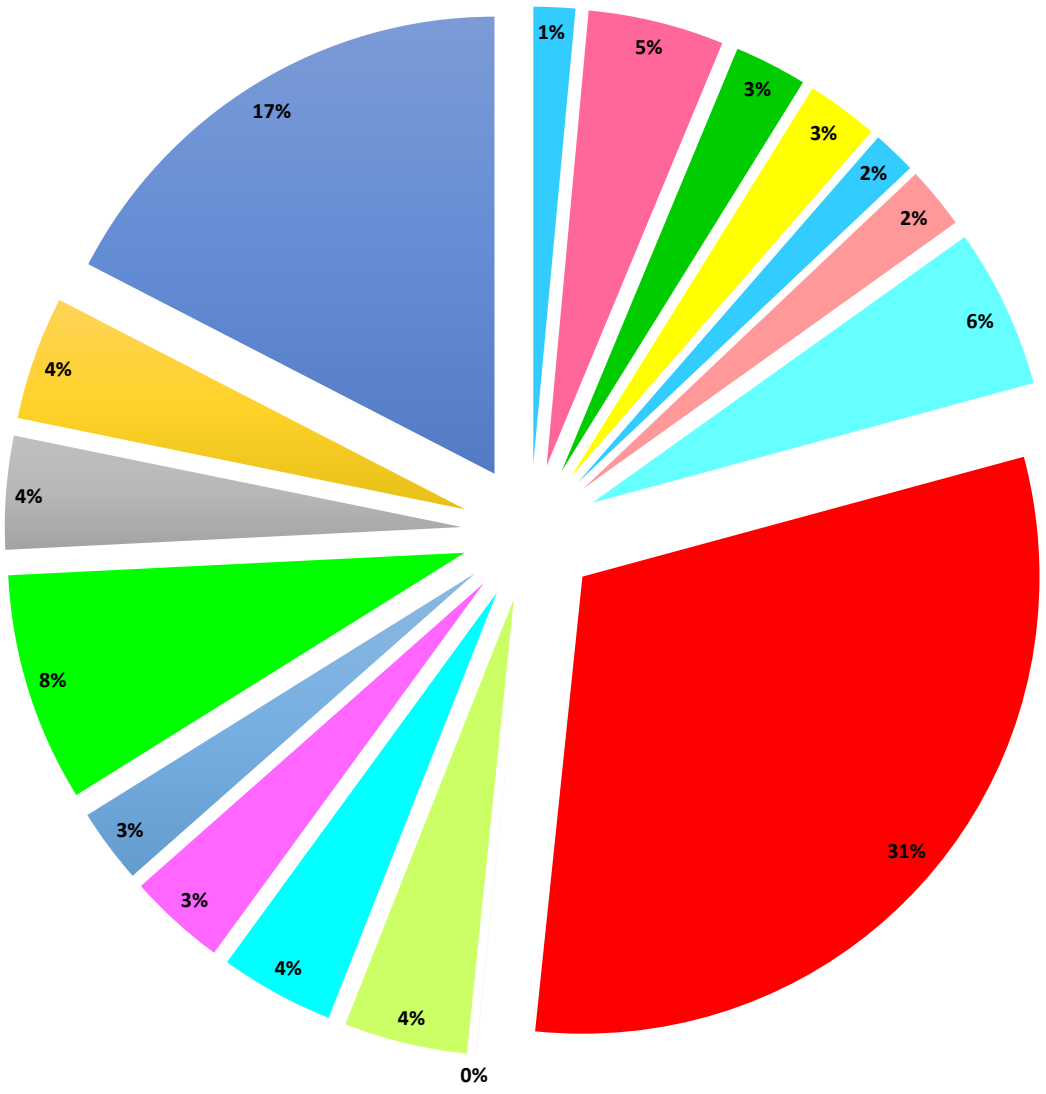
MILLAGE RATE OF 5.325			
823,132,702	2021/22 Taxable Value		
1000			
5.325	Millage		
95%			
4,164,023			
(960,073)	960,073	CRA	
3,203,950	3,203,950	General Fund	

General Fund Revenue



General Fund Expenditures

- Town Commission 1%
- Town Manager 5%
- Human Resources 3%
- Town Clerk 3%
- Town Attorney 2%
- Information Technology 2%
- Finance 6%
- Public Safety 31%
- Emergency Management < 1%
- Public Works Administration 4%
- Public Works Grounds 4%
- Public Works Facilities 3%
- Public Works Vehicle Maintenance 3%
- Community Development 8%
- Special Events 3%
- Library 4%
- Non-Departmental 18%



FUND	001	FUNCTION					
		ACTIVITY					
GF Budget Summary			Approved Budget 2017-2018	Current Budget 2018-19	Adopted Budget 2019-2020	Proposed Budget 2020-2021	Proposed Budget 2021-2022
001	Revenue		7,725,562	8,660,599	8,970,345	9,703,864	10,480,281
100	Town Commission		99,008	135,984	123,798	125,112	151,544
104	Town Manager		281,231	359,701	373,698	459,514	335,098
105	Human Resources		175,298	216,213	215,686	254,798	265,751
106	Town Clerk		180,725	212,175	199,202	222,103	267,401
108	Town Attorney		121,000	161,184	161,000	161,000	160,000
109	Communication & Grants						208,536
110	Information Technology		176,210	267,955	200,045	220,189	232,478
150	Finance and Accounting		516,511	517,206	506,515	563,941	593,881
200	Law Enforcement		2,805,360	3,067,187	3,136,251	3,122,501	3,191,247
250	Emergency Management		1,000	5,519	1,000	1,000	250
400	Public Works Administration		203,692	161,248	179,023	366,048	448,524
406	Public Works - Grounds		413,113	413,169	397,932	422,634	417,317
408	Public Works - Facilities		367,901	383,560	311,552	357,113	357,238
410	Public Works - Vehicle Maintenance		121,849	181,046	187,824	268,697	273,449
500	Community Development		548,613	707,798	673,281	706,060	837,726
600	Special Events		194,259	238,553	274,484	336,746	414,712
700	Library		285,818	385,625	383,986	328,391	452,575
900	Non-Departmental		1,233,974	1,246,476	1,645,068	1,788,017	1,872,554
Total Expenses			7,725,562	8,660,599	8,970,345	9,703,864	10,480,281
Surplus (Deficit)			-	-	-	-	-

Rept:131 - Itemized Budget For Year 2022 Version 4
 BUDGET 2022

G/L Account	Description	2020 Actual	2021 Budget	2021 YTD+Enc	2022 Budget	Notes
001-311.100	Ad Valorem Taxes	2,935,141.26	3,070,809.00	3,125,586.98	3,221,749.00	
001-311.110	Ad Valorem Taxes - CRA	783,106.00	878,598.00	878,598.00	959,790.00	
001-311.120	Delinquent Taxes	3,185.15	8,000.00	8,690.03	6,000.00	
001-314.100	Utility Tax - Electric	784,022.58	804,000.00	732,029.38	908,520.00	
001-314.300	Utility Tax - Water	188,457.01	190,000.00	171,028.83	190,000.00	
001-314.400	Utility Tax - Gas	45,719.83	47,000.00	41,277.20	47,000.00	
001-315.100	Communications Service Tax	274,182.90	260,000.00	240,718.51	266,000.00	
001-316.100	Business Tax Receipts	315,139.08	325,000.00	326,178.04	350,000.00	
	10 Business Tax Receipts (New, Renewals and Transfers)				350,000.00	
001-316.110	Zoning Determination Letter Request	1,250.00	0.00	2,250.00	1,000.00	
	10 Zoning Determination Letter Requests				1,000.00	
001-316.120	Bus Tax Zoning Confirmation Fee	19,350.00	35,000.00	19,322.40	22,000.00	
	10 Bus Tax Zoning Certificate				22,000.00	
001-322.100	Building Permits w/Min. Surcharge	16,000.00	10,000.00	6,900.00	12,000.00	
	10 BPs Minimum Value (up to \$2,499) - retain 30% revenue				12,000.00	
001-322.101	Building Permits-250K-1M	82,665.95	199,554.00	213,654.38	200,000.00	
	10 RENAME: BPs \$250K and OVER (retain 50% revenue)				200,000.00	
001-322.110	Building Permits Other	145,506.53	45,000.00	57,438.42	140,000.00	
	10 BPs Other (\$2,500 to \$249,999)				140,000.00	
001-322.111	Administrative Fees-Bldg Permits	5,935.00	3,000.00	1,946.25	4,000.00	
	10 Administrative Fees-Bldg Permits (retain 30% revenue)				4,000.00	
001-322.115	Bldg Permit Appl-Zoning/PW Review	871.11	500.00	500.00	600.00	
	10 BPs for Zoning/PW Review Only				600.00	
001-322.200	Tree Trust Fund Fees	0.00	0.00	1,000.00	0.00	
001-322.300	Building Code Education Fund	691.99	0.00	1,326.94	500.00	
001-322.500	Special Event Permit - Appl. Fee	1,150.00	1,500.00	1,550.00	1,500.00	
	10 Special Event Permits				1,500.00	
001-322.900	Cost Recovery	80,920.34	57,000.00	76,904.31	50,000.00	
	10 Cost Recovery for Projects (Used to Pay Invoices)				50,000.00	

Rept:131 - Itemized Budget For Year 2022 Version 4
 BUDGET 2022

G/L Account	Description	2020 Actual	2021 Budget	2021 YTD+Enc	2022 Budget	Notes
001-323.100	Franchise Fees - Electric	540,185.77	503,000.00	445,644.55	587,600.00	
001-323.400	Franchise Fees - Gas	7,717.68	10,000.00	9,581.50	10,000.00	
001-323.700	Franchise Fees - Solid Waste	46,940.44	42,000.00	29,169.50	46,000.00	
001-329.100	Alarm Permits	13,435.00	15,000.00	11,775.00	14,000.00	
001-329.110	Reinspect/Reinstmnt Fees	2,860.00	2,000.00	601.25	2,000.00	
	10 BPs Reinspect/Reinstmnt Fees				2,000.00	
001-329.152	Penalty-Bldg Permits	4,596.10	6,300.00	4,840.84	6,000.00	
	10 Penalties/Fines on BPs (work without permits)				6,000.00	
001-329.153	Penalty - Surcharges	127.20	300.00	148.02	200.00	
	10 Penalties/Fines Surcharges (charged at 2.5%)				200.00	
001-329.200	Signage Permits	5,850.00	8,000.00	4,200.00	6,000.00	
	10 Signage Permits				6,000.00	
001-329.214	All Other Inspections	0.00	100.00	0.00	0.00	
001-329.225	Rental Property Annual Inspections	11,650.00	4,400.00	7,534.54	5,000.00	
	10 RENAME: BTRs Inspections				5,000.00	
001-331.100	American Rescue Plan Funds	0.00	0.00	0.00	75,000.00	
001-331.500	FEMA/State Hurricane Relief	5,779.19	0.00	106.65	0.00	
001-331.550	Covid Relief	0.00	59,247.00	59,247.15	0.00	
001-331.560	Cares Act Covid Relief	0.00	159,446.00	87,354.06	0.00	
001-334.700	Grant - State Aid to Libraries	6,119.00	6,325.00	6,313.00	5,000.00	
001-334.710	State Grant - Technology	0.00	68,485.00	68,485.00	6,174.00	
001-335.100	SALE OF SCRAP MATERIAL	0.00	100.00	2,244.25	10,000.00	
001-335.120	State Revenue Sharing	261,348.25	230,000.00	257,870.44	270,144.00	
001-335.150	Alcoholic Beverage Licenses	12,755.15	9,000.00	8,273.28	10,000.00	
001-335.180	Half Cent Sales Tax	663,103.54	680,000.00	717,188.19	726,000.00	
001-335.190	Motor Fuel Tax Refund	5,850.28	5,500.00	4,382.10	6,000.00	
001-337.300	Community Connect Library Grant	0.00	2,000.00	2,000.00	0.00	
001-337.324	CDBG Grant 2018/2019	5,757.67	5,373.00	0.00	60,000.00	
001-337.350	Grant - DEP - French Doors	23,915.00	0.00	0.00	0.00	
001-338.110	Business Tax - County	22,149.41	20,000.00	15,863.76	19,000.00	
001-341.500	Tax Search	24,350.00	25,000.00	30,818.49	25,000.00	
001-341.900	Copy Charges / Tax Searches	1,481.20	1,000.00	358.20	500.00	
001-341.905	Admin Cost - Public Records Request	0.00	400.00	0.00	0.00	
001-342.510	Plan Review Fees Code Sec 33-7	15,500.00	20,000.00	24,600.00	20,000.00	

Rept:131 - Itemized Budget For Year 2022 Version 4
 BUDGET 2022

G/L Account	Description	2020 Actual	2021 Budget	2021 YTD+Enc	2022 Budget	Notes
001-342.520	Bank Registration Fees	1,500.00	450.00	450.00	450.00	
001-344.300	Advertising - Bus Shelters	2,722.50	2,700.00	2,790.00	2,700.00	
001-347.100	Library Copies	124.91	400.00	410.80	250.00	
001-347.200	Recreation - Summer Camp Fees	0.00	12,000.00	0.00	12,000.00	
001-347.210	Recreation - Miscellaneous	305.00	0.00	0.00	500.00	
001-347.220	Recreation - Tennis Program	10,163.00	9,600.00	12,336.00	19,200.00	
001-347.500	Recreation - Facilities Rental	2,600.00	10,000.00	0.00	10,000.00	
001-347.905	Recreation - Security	1,350.00	4,200.00	0.00	0.00	
001-347.915	Recreation Program Fees	284.60	0.00	1,100.00	0.00	
001-347.916	Recreation Vendor Fees	430.00	1,000.00	0.00	1,400.00	
001-349.100	Service Charge - Dishonored Checks	2,264.68	500.00	230.00	300.00	
001-351.100	Fines & Forfeitures	21,401.46	32,000.00	16,767.26	22,000.00	
001-352.100	Fines - Library	333.90	1,000.00	170.73	200.00	
001-354.100	Fines - Code Violations	530,971.83	150,000.00	98,304.54	130,000.00	
	10 Fines - Code Violations				130,000.00	
001-354.105	Fines - Alarm Violations	5,275.00	6,000.00	4,825.00	6,000.00	
001-354.110	Code Violations - Admin Cost	9,918.64	14,000.00	11,200.98	14,000.00	
	10 Code Violations - Administrative Costs				14,000.00	
001-354.135	Parking Violations - Code	2,175.00	5,000.00	1,575.00	3,000.00	
	10 Code Citations				3,000.00	
001-354.210	Code Violations - CIB Fund	95,192.95	20,000.00	24,576.14	10,000.00	
	10 CIBF (Fund from Code Fines)				10,000.00	
001-361.100	Interest Earnings	69,166.94	65,000.00	8,505.60	20,000.00	
001-361.110	Interest Earnings - Tax Collector	744.22	1,000.00	239.31	1,000.00	
001-361.120	Sales Tax Commissions	3.00	0.00	0.00	0.00	
001-361.130	Interest on Assessments	25,280.61	16,469.00	2,618.79	15,000.00	
	10 RENAME: Interest on Code Fines				15,000.00	
001-361.200	Filing Fees	125.00	200.00	0.00	200.00	
001-362.100	Rent - P.B.C. Sheriff	130.00	120.00	90.00	120.00	
001-362.121	RENT - CELL TOWER	63,303.35	40,759.00	56,946.54	40,000.00	
001-362.200	Rent - Dunkin Donuts Lot	9,633.28	10,217.00	9,521.56	10,248.00	
	10 Annual Rent due Sept 2022				10,248.00	
001-363.120	Service Charges-Code Violation	20,426.00	0.00	955.00	1,000.00	

Rept:131 - Itemized Budget For Year 2022 Version 4
 BUDGET 2022

G/L Account	Description	2020 Actual	2021 Budget	2021 YTD+Enc	2022 Budget	Notes
001-364.100	Sale of Surplus Property	1,849.00	1,500.00	0.00	1,500.00	
001-365.100	Sale of Scrap Material	732.80	0.00	0.00	0.00	
001-366.150	Donations - Summer Camp	2,000.00	0.00	625.00	2,000.00	
001-366.713	Grant - FMIT Safety	5,000.00	4,000.00	3,615.00	5,000.00	
	10 FMIT Grant				5,000.00	
001-369.100	Miscellaneous Revenue	2,178.71	1,000.00	2,007.59	1,000.00	
001-369.120	Emergency Reimbursements	0.00	1,000.00	0.00	0.00	
001-369.130	Seacoast Util. Brd Adv Compensation	4,800.00	3,900.00	4,000.00	3,900.00	
001-369.200	Cash Over/Short	2.00	0.00	0.00	0.00	
001-369.320	Reimbursement - PBSO Fuel	1,734.76	7,000.00	749.82	1,000.00	
001-381.110	Transfer from CRA Fund - ILA 2008	171,221.04	168,866.00	168,866.04	168,780.00	
001-381.130	Transfer from CRA Fund - ILA 2009	18,411.96	91,320.00	91,320.00	91,321.00	
001-381.401	Transfer from Marina	0.00	10,000.00	10,000.00	10,000.00	
001-382.110	Indirect Cost Allocation	265,433.40	429,337.00	429,336.96	539,304.00	
	10 Indirect Cost Allocation				378,552.00	
	20 Code Officer (CRA) Including Benefits				110,752.00	
	30 Marketing Specialist (Replacing Strategic Marketing)				50,000.00	
001-382.190	Indirect Cost Allocation	100,016.86	121,607.00	121,607.04	115,848.00	
001-382.401	Indirect Cost Allocation	250,042.16	327,529.00	327,528.96	289,620.00	
001-382.402	Indirect Cost Allocation	100,016.86	122,010.00	122,010.00	115,848.00	
001-382.404	Indirect Cost Allocation	450,075.89	549,044.00	549,044.04	521,315.00	
001-388.100	Sale of Gnl Capital Assets	0.00	0.00	0.00	4,000.00	
001-389.700	Donations - Library	129.45	0.00	69.56	0.00	
001-399.999	Balance Brought Forward	0.00	330,401.00	0.00	0.00	
	TOTAL REVENUES	9,614,236.37	10,389,066.00	9,789,892.70	10,480,281.00	
		=====	=====	=====	=====	

TOWN OF LAKE PARK

Proposed Budget

General Fund Departments

FISCAL YEAR

OCTOBER 1, 2021 THROUGH SEPTEMBER 30 2022

Rept:107 - Itemized Budget For Year 2022 Version 4
 COMMISSION

G/L Account	Description	2020 Actual	2021 Budget	2021 YTD+Enc	2022 Budget	Notes
EXPENDITURES						
001-51-511-100-11000	Executive Salaries	48,083.24	47,540.00	45,158.02	47,536.00	
	10 Mayor				10,000.00	
	20 Commissioners				37,536.00	
001-51-511-100-21000	FICA	3,678.36	5,447.00	5,260.73	5,445.00	
	10 Mayor				765.00	
	20 Commissioners				2,872.00	
	30 Opt-Out Payment				1,808.00	
001-51-511-100-23150	Opt-Out Payment	0.00	23,640.00	23,640.00	23,640.00	
	10 Mayor				4,728.00	
	20 Commissioners				18,912.00	
001-51-511-100-23200	Insurance - Dental	0.00	200.00	196.92	406.00	
	10 Mayor				406.00	
001-51-511-100-23400	Insurance - Vision	0.00	105.00	61.62	112.00	
	10 Mayor				56.00	
	20 Commissioners				56.00	
001-51-511-100-24000	Worker's Compensation Insurance	97.90	132.00	102.96	131.00	
	10 Worker's Compensation Insurance				131.00	
	TOTAL PERSONNEL EXPENSES	51,859.50-	77,064.00-	74,420.25-	77,270.00-	
001-51-511-100-34000	Contractual Services	877.50	42,000.00	36,510.92	42,000.00	
001-51-511-100-40000	Travel & Training	18,476.43	20,805.00	11,700.98	19,981.00	
	1 FLC Policy Committee (June)				1,000.00	
	1 PBC Instillation Banquet (May)				400.00	
	10 FLC Annual Conference (August)				2,925.00	

Rept:107 - Itemized Budget For Year 2022 Version 4
 COMMISSION

G/L Account	Description	2020 Actual	2021 Budget	2021 YTD+Enc	2022 Budget	Notes
	20 Legislative Action Days Tallahassee (February)				2,940.00	
	30 Governor's Hurricane Conference				1,040.00	
	40 PBC Mayor's Homeless Coalition Ball (May)				300.00	
	50 Palm Beach County Days (January)				3,560.00	
	60 Palm Beach County Business before Hours				100.00	
	70 Safe Streets Summit				1,240.00	
	80 FLC Annual Conference (November)				2,586.00	
	90 FLC IEMO Training for Elected Officials				1,490.00	
	100 BDB Ball				1,000.00	
	110 FLC Legislative Policy Committee (July)				1,000.00	
	120 PBC District 1 Luncheon				300.00	
	130 Homeless Coalition Awards Luncheon				100.00	
001-51-511-100-41100	Telephone	1,191.28	1,400.00	1,147.27	1,200.00	
001-51-511-100-41200	Postage & Shipping	196.90	100.00	96.96	100.00	
001-51-511-100-47000	Printing	158.45	500.00	0.00	500.00	
001-51-511-100-48000	Promotional Activity	606.00	600.00	43.44	500.00	
001-51-511-100-49400	Uniforms & Clothing	216.96	500.00	116.02	1,000.00	
001-51-511-100-51000	Office Supplies	418.99	500.00	85.99	400.00	
001-51-511-100-54200	Memberships, Dues, & Subscriptions	8,523.00	7,398.00	7,472.00	8,593.00	
	10 Florida League of Cities				1,221.00	
	20 Florida League of Mayors				350.00	
	40 Palm Beach County North Chamber of Commerce				710.00	
	50 Palm Beach County League of Cities				5,140.00	
	60 National League of Cities				1,172.00	
	TOTAL OPERATING EXPENSES	30,665.51-	73,803.00-	57,173.58-	74,274.00-	
	TOTAL DEPT EXPENDITURES	82,525.01-	150,867.00-	131,593.83-	151,544.00-	

Rept:108 - Itemized Budget For Year 2022 Version 4
 TOWN MANAGER

G/L Account	Description	2020 Actual	2021 Budget	2021 YTD+Enc	2022 Budget	Notes
EXPENDITURES						
001-51-512-104-11000	Executive Salaries	123,207.36	126,547.00	125,551.12	140,000.00	
	10 Town Manager				140,000.00	
001-51-512-104-12000	Regular Salaries	135,911.61	146,122.00	147,050.50	55,777.00	
	20 Executive Assistant				55,777.00	
001-51-512-104-14000	Overtime Salaries	66.31	800.00	0.00	800.00	
	40 Overtime Salaries				800.00	
001-51-512-104-15000	Special Pay	7,260.00	8,720.00	8,168.32	6,000.00	
	50 Town Manager Car Allowance				6,000.00	
001-51-512-104-21000	FICA	19,259.09	20,674.00	20,572.22	15,497.00	
	10 Town Manager				10,710.00	
	20 Executive Assistant				4,267.00	
	40 Overtime Salaries				61.00	
	50 Town Manager Car Allowance				459.00	
001-51-512-104-22000	Retirement	22,615.00	23,108.00	25,620.28	21,043.00	
	10 Town Manager				16,800.00	
	20 Executive Assistant				4,183.00	
	40 Overtime Salaries				60.00	
001-51-512-104-22100	Town Retirement Matching	3,411.47	3,494.00	3,834.54	2,829.00	
	20 Executive Assistant				2,789.00	
	40 Overtime Salaries				40.00	
001-51-512-104-23100	Health Insurance	39,257.78	36,707.00	36,705.96	31,109.00	
	10 Town Manager				16,905.00	
	20 Executive Assistant				14,204.00	
001-51-512-104-23200	Insurance - Dental	1,132.29	1,176.00	1,181.52	812.00	
	10 Town Manager				406.00	
	20 Executive Assistant				406.00	
001-51-512-104-23300	Insurance - Life	1,024.08	1,025.00	1,024.08	949.00	

Rept:108 - Itemized Budget For Year 2022 Version 4
 TOWN MANAGER

G/L Account	Description	2020 Actual	2021 Budget	2021 YTD+Enc	2022 Budget	Notes
	10 Town Manager				798.00	
	20 Executive Assistant				151.00	
001-51-512-104-23400	Insurance - Vision	170.43	159.00	157.98	112.00	
	10 Town Manager				56.00	
	20 Executive Assistant				56.00	
001-51-512-104-23500	Disability	2,179.68	2,180.00	2,371.20	1,471.00	
	10 Town Manager				931.00	
	20 Executive Assistant				540.00	
001-51-512-104-24000	Worker's Compensation Insurance	222.08	300.00	234.96	200.00	
	10 Worker's Compensation Insurance				200.00	
	TOTAL PERSONNEL EXPENSES	355,717.18-	371,012.00-	372,472.68-	276,599.00-	
001-51-512-104-31000	Professional Services	59,826.48	84,170.00	64,246.32	0.00	
	10 Strategic Marketing				0.00	
001-51-512-104-34000	Contractual Services	3,330.00	0.00	4,788.00	5,000.00	
001-51-512-104-40000	Travel & Training	2,883.73	10,726.00	3,559.33	10,000.00	
	10 FCCMA Annual Conference				1,800.00	
	10 FCCMA Fall Symposium				750.00	
	10 PB Chamber North Business before Hours				160.00	
	20 FCCMA Winter Conference				800.00	
	30 Florida League of Cities Annual Conference				2,100.00	
	40 Palm Beach County Days (Tallahassee)				900.00	
	50 FLC Legislative Action Days (Tallahassee)				1,550.00	
	60 PBC Annual Instillation Luncheon				75.00	
	70 Governor's Hurricane Conference				521.00	
	80 Training and Webinars				900.00	
	90 PB Chamber North Valor and Community Service Awards				185.00	
	100 Safe Streets Summit				750.00	

Rept:108 - Itemized Budget For Year 2022 Version 4
 TOWN MANAGER

G/L Account	Description	2020 Actual	2021 Budget	2021 YTD+Enc	2022 Budget	Notes
	110 District One Luncheons (Monthly				300.00	
	120 BDB Gala				0.00	
	130 Budget Cut				791.00-	
001-51-512-104-41100	Telephone	3,927.72	4,000.00	2,628.80	4,000.00	
001-51-512-104-41200	Postage & Shipping	91.95	100.00	181.01	600.00	
	10 mailing for promotional initiatives				600.00	
001-51-512-104-47000	Printing	0.00	300.00	138.00	0.00	
001-51-512-104-48000	Promotional Activity	17,004.64	7,729.00	16,842.98	12,829.00	
	10 Advertising				5,000.00	
	20 Video Production				0.00	
	30 Publix Gift Cards for Staff				6,305.00	
	50 Property of the Month Gift Cards				600.00	
	60 Operation Hope Banquet				600.00	
	70 Diversity Inclusion Council Monthly Meetings				324.00	
001-51-512-104-48001	TOWN OF LAKE PARK GRANTS	0.00	25,000.00	20,000.00	20,000.00	
001-51-512-104-48002	Lake Park Air Purifiers Grant	0.00	100,000.00	6,691.36	0.00	
001-51-512-104-49400	Uniforms & Clothing	136.97	300.00	311.27	300.00	
001-51-512-104-51000	Office Supplies	446.95	200.00	654.98	500.00	
001-51-512-104-52000	Operating Supplies	0.00	150.00	0.00	0.00	
001-51-512-104-52100	Gasoline & Diesel Fuel	181.09	0.00	207.19	200.00	
001-51-512-104-54200	Memberships, Dues, & Subscription	3,456.95	3,997.00	4,601.98	4,470.00	
	10 Business Development Board				2,000.00	
	10 Palm Beach County Affordable Housing Collaborative				50.00	
	20 ICMA				1,260.00	
	30 FCCMA				400.00	
	40 Palm Beach County Management Association				760.00	
	TOTAL OPERATING EXPENSES	91,286.48-	236,672.00-	131,822.70-	57,899.00-	

Rept:108 - Itemized Budget For Year 2022 Version 4
 TOWN MANAGER

G/L Account	Description	2020 Actual	2021 Budget	2021 YTD+Enc	2022 Budget	Notes
	TOTAL CAPITAL OUTLAY	0.00	0.00	0.00	0.00	
	TOTAL DEPT EXPENDITURES	447,006.21-	607,684.00-	490,908.33-	335,098.00-	

Rept:109 - Itemized Budget For Year 2022 Version 4
 HUMAN RESOURCES

G/L Account	Description	2020 Actual	2021 Budget	2021 YTD+Enc	2022 Budget	Notes
EXPENDITURES						
001-51-512-105-11000	Executive Salaries	90,897.22	125,810.00	116,035.12	106,776.00	
10	HR Director/Asst Town Manager				106,776.00	
001-51-512-105-12000	Regular Salaries	50,787.77	55,541.00	54,345.85	53,602.00	
20	Executive Assistant				53,602.00	
001-51-512-105-14000	Overtime Salaries	25.80	100.00	0.00	100.00	
30	Overtime Salaries				100.00	
001-51-512-105-15000	Special Pay	720.00	4,220.00	3,720.00	1,720.00	
10	Telephone Stipend				720.00	
40	Special Pay - Employee of the Year				1,000.00	
001-51-512-105-21000	FICA	10,252.62	10,017.00	12,759.23	12,354.00	
10	HR Director/Asst Town Manager				8,169.00	
20	Executive Assistant				4,101.00	
30	Overtime Salaries				8.00	
40	Special Pay - Employee of the Year				76.00	
001-51-512-105-22000	Retirement	10,628.31	9,774.00	13,003.57	12,086.00	
10	HR Director/Asst Town Manager				8,008.00	
20	Executive Assistant				4,020.00	
30	Overtime Salaries				8.00	
40	Special Pay - Employee of the Year				50.00	
001-51-512-105-22100	Town Retirement Matching	6,450.38	6,520.00	7,989.74	7,969.00	
10	HR Director/Asst Town Manager				5,930.00	
20	Executive Assistant				2,010.00	
30	Overtime Salaries				4.00	
40	Special Pay - Employee of the Year				25.00	
001-51-512-105-23100	Health Insurance	19,157.29	17,862.00	17,861.76	19,828.00	
10	HR Director/Asst Town Manager				10,003.00	
20	Executive Assistant				9,825.00	
001-51-512-105-23200	Insurance - Dental	754.86	788.00	787.68	812.00	

Rept:109 - Itemized Budget For Year 2022 Version 4
 HUMAN RESOURCES

G/L Account	Description	2020 Actual	2021 Budget	2021 YTD+Enc	2022 Budget	Notes
	10 HR Director/Asst Town Manager				406.00	
	20 Executive Assistant				406.00	
001-51-512-105-23300	Insurance - Life	165.59	373.00	173.28	173.00	
	10 Town Manager				75.00	
	20 Executive Assistant				98.00	
001-51-512-105-23400	Insurance - Vision	113.62	106.00	105.32	112.00	
	10 HR Director/Asst Town Manager				56.00	
	20 Executive Assistant				56.00	
001-51-512-105-23500	Disability	1,238.65	1,090.00	1,449.48	1,450.00	
	10 HR Director/Asst Town Manager				921.00	
	20 Executive Assistant				529.00	
001-51-512-105-24000	Worker's Compensation Insurance	115.74	156.00	122.04	154.00	
	10 Worker's Compensation Insurance				154.00	
001-51-512-105-25100	Unemployment Compensation	0.00	0.00	1,650.00	0.00	
	TOTAL PERSONNEL EXPENSES	191,307.85-	232,357.00-	230,003.07-	217,136.00-	
001-51-512-105-31000	Professional Services	3,329.23	6,100.00	3,482.30	13,000.00	
	10 Sentrylink				5,000.00	
	20 National Student Clearinghouse				1,000.00	
	40 Florida Department of Law Enforcement				5,000.00	
	50 JAG Enterprises (Benefits Workshop)				2,000.00	
001-51-512-105-34000	Contractual Services	9,975.64	10,148.00	9,785.63	6,800.00	
	10 New Directions LLC				3,000.00	
	20 Jupiter Medical Center Urgent Care				3,800.00	
001-51-512-105-40000	Travel & Training	1,123.80	2,608.00	2,746.46	2,956.00	
	10 Governor's Hurricane Conference				521.00	

Rept:109 - Itemized Budget For Year 2022 Version 4
 HUMAN RESOURCES

G/L Account	Description	2020 Actual	2021 Budget	2021 YTD+Enc	2022 Budget	Notes
	20 Palm Beach County League of Cities Gala				75.00	
	30 Florida League of Cities Annual Conference				2,012.00	
	40 FCCMA				348.00	
	50 ICMA Leadership				0.00	
001-51-512-105-40100	TUITION REIMBURSEMENT - GF	8,447.63	8,247.00	4,730.64	10,258.00	
	10 Anders Viane				3,900.00	
	20 Cynthia Oziros				6,358.00	
001-51-512-105-41100	Telephone	101.39	336.00	2.18	336.00	
001-51-512-105-41200	Postage & Shipping	400.79	700.00	187.40	400.00	
001-51-512-105-44200	Equipment Leases	1,799.71	1,537.00	1,899.12	2,000.00	
	10 Canon				2,000.00	
001-51-512-105-47000	Printing	0.00	400.00	69.00	50.00	
001-51-512-105-47100	Photocopying	2,031.02	2,000.00	1,403.91	2,000.00	
001-51-512-105-48100	Advertising	5,262.50	11,000.00	9,369.00	7,000.00	
001-51-512-105-49400	Uniforms & Clothing	0.00	200.00	0.00	200.00	
001-51-512-105-51000	Office Supplies	1,541.75	1,500.00	807.58	1,500.00	
001-51-512-105-54200	Memberships, Dues, & Subscriptions	1,822.24	1,765.00	2,046.96	2,115.00	
	10 ICMA				1,000.00	
	20 Society for Human Resource Management				190.00	
	30 Society for Human Resource Management				190.00	
	40 Palm Beach County City Management Association				40.00	
	50 Business and Legal Reports				695.00	
	60 ICMA Leadership for 8 Dept Directors				0.00	
	TOTAL OPERATING EXPENSES	35,835.70-	46,541.00-	36,530.18-	48,615.00-	
	TOTAL CAPITAL OUTLAY	0.00	0.00	0.00	0.00	

Rept:109 - Itemized Budget For Year 2022 Version 4
 HUMAN RESOURCES

G/L Account	Description	2020 Actual	2021 Budget	2021 YTD+Enc	2022 Budget	Notes
	TOTAL DEPT EXPENDITURES	227,143.55-	278,898.00-	266,533.25-	265,751.00-	
		-----	-----	-----	-----	
		=====	=====	=====	=====	

Rept:110 - Itemized Budget For Year 2022 Version 4
 TOWN CLERK

G/L Account	Description	2020 Actual	2021 Budget	2021 YTD+Enc	2022 Budget	Notes
EXPENDITURES						
001-51-512-106-11000	Executive Salaries	75,199.37	83,802.00	79,613.05	89,997.00	
	10 Town Clerk				89,997.00	
001-51-512-106-12000	Regular Salaries	51,186.13	51,059.00	50,841.06	53,125.00	
	20 Deputy Town Clerk				53,125.00	
001-51-512-106-13000	Other & Part Time Salaries	84.39	0.00	0.00	0.00	
001-51-512-106-14000	Overtime Salaries	789.61	1,000.00	502.31	100.00	
	30 Overtime Salaries				100.00	
001-51-512-106-15000	Special Pay	960.00	1,220.00	1,160.00	720.00	
	10 Telephone Stipend				720.00	
001-51-512-106-21000	FICA	9,245.03	9,755.00	9,600.06	10,955.00	
	10 Town Clerk				6,885.00	
	20 Deputy Town Clerk				4,062.00	
	30 Overtime Salaries				8.00	
001-51-512-106-22000	Retirement	9,538.13	9,563.00	9,859.22	11,131.00	
	10 Town Clerk				7,143.00	
	20 Deputy Town Clerk				3,980.00	
	30 Overtime Salaries				8.00	
001-51-512-106-22100	Town Retirement Matching	5,059.38	5,700.00	5,614.13	6,092.00	
	10 Town Clerk				4,762.00	
	20 Deputy Town Clerk				1,327.00	
	30 Overtime Salaries				3.00	
001-51-512-106-23100	Health Insurance	23,180.28	21,613.00	21,612.72	24,207.00	
	10 Town Clerk				14,204.00	
	20 Deputy Town Clerk				10,003.00	
001-51-512-106-23200	Insurance - Dental	754.86	784.00	787.68	812.00	
	10 Town Clerk				406.00	
	20 Deputy Town Clerk				406.00	

Rept:110 - Itemized Budget For Year 2022 Version 4
 TOWN CLERK

G/L Account	Description	2020 Actual	2021 Budget	2021 YTD+Enc	2022 Budget	Notes
001-51-512-106-23300	Insurance - Life	294.20	296.00	300.70	302.00	
	10 Town Clerk				151.00	
	20 Deputy Town Clerk				151.00	
001-51-512-106-23400	Insurance - Vision	113.62	106.00	105.32	112.00	
	10 Town Clerk				56.00	
	20 Deputy Town Clerk				56.00	
001-51-512-106-23500	Disability	1,196.56	1,197.00	1,331.54	1,331.00	
	10 Town Clerk				827.00	
	20 Deputy Town Clerk				504.00	
001-51-512-106-24000	Worker's Compensation Insurance	70.53	48.00	38.04	94.00	
	10 Worker's Compensation Insurance				94.00	
		-----	-----	-----	-----	
	TOTAL PERSONNEL EXPENSES	177,672.09-	186,143.00-	181,365.83-	198,978.00-	
		-----	-----	-----	-----	
001-51-512-106-31000	Professional Services	15,269.63	164,567.00	157,041.63	11,800.00	
	10 MCCi for Laserfiche				7,300.00	
	20 MCCi to shred Town records				4,500.00	
	30 Prime Gov				0.00	
001-51-512-106-33000	Accounting, Audit & Elections	2,748.83	100.00	0.00	30,000.00	
	10 Commission Election				30,000.00	
001-51-512-106-34000	Contractual Services	11,273.94	5,275.00	1,419.00	4,275.00	
	10 Municode Administrative Fee				275.00	
	20 Municode Hosting Fee				1,000.00	
	30 Supplement of Ordinances				3,000.00	
001-51-512-106-40000	Travel & Training	1,016.08	1,669.00	1,362.72	2,733.00	
	10 Registration for the 2021 Fall Academy - FACC				400.00	See The Attached File
	20 Lodging for 2021 Fall Academy - FACC				516.00	

Rept:110 - Itemized Budget For Year 2022 Version 4
 TOWN CLERK

G/L Account	Description	2020 Actual	2021 Budget	2021 YTD+Enc	2022 Budget	Notes
	30 Meals for 2021 Fall Academy				295.00	
	40 Mileage for 2021 Fall Academy				250.00	
	50 Registration for the 2022 Summer Conference FACC				375.00	
	60 2022 Lodging for Summer Conference				880.00	
	70 Meals for 2022 Summer Conference				295.00	
	80 Mileage for 2022 Summer Conference				222.00	See The Attached File
	90 Budget Cut				500.00-	
001-51-512-106-41100	Telephone	383.41	475.00	225.31	300.00	
	10 Telephone				300.00	
001-51-512-106-41200	Postage & Shipping	73.35	175.00	94.16	125.00	
	10 Postage				125.00	
001-51-512-106-44200	Equipment Lease	5,148.97	5,388.00	7,776.33	9,500.00	
	10 Large Format Copier				5,500.00	
	20 Regular Format Copier				4,000.00	
001-51-512-106-46000	Repair & Maintenance	0.00	0.00	225.00	0.00	
001-51-512-106-47000	Printing	230.76	250.00	367.62	870.00	
	10 Board Member Nameplates				150.00	
	20 Commissioner Nameplates				120.00	
	30 Commissioner Business Cards				200.00	
	40 Commissioner Photos				400.00	
001-51-512-106-47100	Photocopying	766.05	1,000.00	1,040.86	500.00	
	10 Town Clerk's Office				500.00	
001-51-512-106-48000	Promotional Activity	0.00	0.00	0.00	400.00	
	10 PBC Municipal Clerk's Association Luncheon for DTC				300.00	
	20 Misc items for Luncheon				100.00	
001-51-512-106-48100	Advertising	10,821.61	8,000.00	2,748.56	6,000.00	
	10 Newspaper				6,000.00	
001-51-512-106-49300	Computer Software	0.00	2,578.00	0.00	0.00	
	20 Town Clerk's Office - Records Technican				0.00	
	30 Agenda Management Software with Novus				0.00	

Rept:110 - Itemized Budget For Year 2022 Version 4
 TOWN CLERK

G/L Account	Description	2020 Actual	2021 Budget	2021 YTD+Enc	2022 Budget	Notes
001-51-512-106-49400	Uniforms & Clothing	46.99	100.00	0.00	100.00	
	10 Town Clerk's Office				100.00	
001-51-512-106-51000	Office Supplies	3,072.77	750.00	1,285.32	1,000.00	
	10 Town Clerk's Office				1,000.00	
001-51-512-106-52100	Gasoline & Diesel Fuel	20.02	150.00	0.00	0.00	
	10 Town Vehicle				0.00	
001-51-512-106-54200	Memberships, Dues, & Subscriptions	1,139.00	750.00	771.31	820.00	
	10 FACC for TC and DTC				400.00	
	20 International Institute of Municipal Clerk's for TC and DTC				280.00	
	30 PBC Municipal Clerk's Association				70.00	
	40 National Notary Association				70.00	
	TOTAL OPERATING EXPENSES	52,011.41-	191,227.00-	174,357.82-	68,423.00-	
	TOTAL CAPITAL OUTLAY	0.00	0.00	0.00	0.00	
	TOTAL DEBT SERVICE	0.00	0.00	0.00	0.00	
	TOTAL DEPT EXPENDITURES	229,683.50-	377,370.00-	355,723.65-	267,401.00-	

Rept:110 - Itemized Budget For Year 2022 Version 4
TOWN CLERK

G/L Account	Description	2020 Actual	2021 Budget	2021 YTD+Enc	2022 Budget	Notes
-------------	-------------	----------------	----------------	-----------------	----------------	-------

=====

Rept:111 - Itemized Budget For Year 2022 Version 4
 PROPOSED 21/22 BUDGET

G/L Account	Description	2020 Actual	2021 Budget	2021 YTD+Enc	2022 Budget	Notes
EXPENDITURES						
001-51-514-108-31100	Professional Svc - Town Attorney	173,454.50	240,000.00	176,811.39	160,000.00	
001-51-514-108-31101	Professional Svc - Other Legal	0.00	1,000.00	0.00	0.00	
	TOTAL PERSONNEL EXPENSES	173,454.50-	241,000.00-	176,811.39-	160,000.00-	
	TOTAL OTHER EXPENSES	0.00	0.00	0.00	0.00	
	TOTAL DEPT EXPENDITURES	173,454.50-	241,000.00-	176,811.39-	160,000.00-	
		=====	=====	=====	=====	

Rept:118 - Itemized Budget For Year 2022 Version 4
 COMMUNICATIONS & GRANTS

G/L Account	Description	2020 Actual	2021 Budget	2021 YTD+Enc	2022 Budget	Notes
EXPENDITURES						
001-51-512-109-11000	Executive Salaries	0.00	0.00	0.00	99,227.00	
	10 Grant Writer/PIO				99,227.00	
001-51-512-109-12000	Regular Salaries	0.00	0.00	0.00	40,236.00	
	20 Marketing Specialist - Vacant				40,236.00	
001-51-512-109-15000	Special Pay	0.00	0.00	0.00	720.00	
	10 Telephone Stipend				720.00	
001-51-512-109-21000	FICA	0.00	0.00	0.00	10,669.00	
	10 Grant Writer/PIO				7,591.00	
	20 Marketing Specialist - Vacant				3,078.00	
001-51-512-109-22000	Retirement	0.00	0.00	0.00	7,442.00	
	10 Grant Writer/PIO				7,442.00	
	20 Marketing Specialist - Vacant				0.00	
001-51-512-109-22100	Town Retirement Matching	0.00	0.00	0.00	1,039.00	
	10 Grant Writer/PIO				1,039.00	
001-51-512-109-23100	Health Insurance	0.00	0.00	0.00	18,339.00	
	10 Grant Writer/PIO				10,003.00	
	20 Marketing Specialist - Vacant				8,336.00	
001-51-512-109-23200	Insurance - Dental	0.00	0.00	0.00	744.00	
	10 Grant Writer/PIO				406.00	
	20 Marketing Specialist - Vacant				338.00	
001-51-512-109-23300	Insurance - Life	0.00	0.00	0.00	277.00	
	10 Grant Writer/PIO				151.00	
	20 Marketing Specialist - Vacant				126.00	
001-51-512-109-23400	Insurance - Vision	0.00	0.00	0.00	103.00	
	10 Grant Writer/PIO				56.00	
	20 Marketing Specialist - Vacant				47.00	

Rept:118 - Itemized Budget For Year 2022 Version 4
 COMMUNICATIONS & GRANTS

G/L Account	Description	2020 Actual	2021 Budget	2021 YTD+Enc	2022 Budget	Notes
001-51-512-109-23500	Disability	0.00	0.00	0.00	1,652.00	
	10 Grant Writer/PIO				901.00	
	20 Marketing Specialist - Vacant				751.00	
001-51-512-109-24000	Worker's Compensation Insurance	0.00	0.00	0.00	96.00	
	10 Worker's Compensation Insurance				96.00	
	TOTAL PERSONNEL EXPENSES	0.00	0.00	0.00	180,544.00-	
001-51-512-109-41200	Postage & Shipping	0.00	0.00	0.00	1,000.00	
	10 Mailing for Promotional Initiatives				1,000.00	
001-51-512-109-47000	Printing	0.00	0.00	0.00	1,292.00	
001-51-512-109-48000	Promotional Activity	0.00	0.00	0.00	20,000.00	
	10 Advertising				10,000.00	
	20 Video Production				10,000.00	
001-51-512-109-49400	Uniforms & Clothing	0.00	0.00	0.00	200.00	
001-51-512-109-51000	Office Supplies	0.00	0.00	0.00	5,000.00	
	10 Office Supplies				1,000.00	
	20 Computer				4,000.00	
001-51-512-109-54200	Memberships, Dues, & Subscriptions	0.00	0.00	0.00	500.00	
	TOTAL OPERATING EXPENSES	0.00	0.00	0.00	27,992.00-	

Rept:118 - Itemized Budget For Year 2022 Version 4
 COMMUNICATIONS & GRANTS

G/L Account	Description	2020 Actual	2021 Budget	2021 YTD+Enc	2022 Budget	Notes
	TOTAL CAPITAL OUTLAY	0.00	0.00	0.00	0.00	
		-----	-----	-----	-----	
	TOTAL DEBT SERVICE	0.00	0.00	0.00	0.00	
		-----	-----	-----	-----	
	TOTAL DEPT EXPENDITURES	0.00	0.00	0.00	208,536.00-	
		=====	=====	=====	=====	

Rept:112 - Itemized Budget For Year 2022 Version 4
 INFORMATION TECHNOLOGY

G/L Account	Description	2020 Actual	2021 Budget	2021 YTD+Enc	2022 Budget	Notes
EXPENDITURES						
001-51-512-110-11000	Executive Salaries	91,100.32	109,763.00	108,410.08	93,600.00	
10	Information Technology Director				93,600.00	
001-51-512-110-15000	Special Pay	739.47	720.00	660.00	720.00	
10	DSL Stipend				720.00	
001-51-512-110-21000	FICA	7,019.12	7,004.00	8,675.40	7,577.00	
10	Information Technology Director				7,160.00	
20	DSL Stipend				55.00	
30	Opt-Out Payment				362.00	
001-51-512-110-22000	Retirement	6,887.98	7,055.00	8,180.26	1,194.00	
10	Information Technology Director				1,194.00	
001-51-512-110-22100	Town Retirement Matching	4,592.00	4,578.00	5,453.50	390.00	
10	Information Technology Director				390.00	
001-51-512-110-23100	Health Insurance	9,578.65	0.00	0.00	10,003.00	
10	Information Technology Director				10,003.00	
001-51-512-110-23150	Opt-Out Payment	394.00	4,740.00	4,334.00	0.00	
10	Information Technology Director				0.00	
001-51-512-110-23200	Insurance - Dental	377.43	392.00	393.84	406.00	
10	Information Technology Director				406.00	
001-51-512-110-23300	Insurance - Life	97.92	98.00	97.92	98.00	
10	Information Technology Director				98.00	
001-51-512-110-23400	Insurance - Vision	56.81	53.00	52.66	56.00	
10	Information Technology Director				56.00	
001-51-512-110-23500	Disability	882.60	883.00	900.72	901.00	
10	Information Technology Director				901.00	
001-51-512-110-24000	Worker's Compensation Insurance	17.84	24.00	18.96	24.00	

Rept:112 - Itemized Budget For Year 2022 Version 4
 INFORMATION TECHNOLOGY

G/L Account	Description	2020 Actual	2021 Budget	2021 YTD+Enc	2022 Budget	Notes
	10 Worker's Compensation Insurance				24.00	
	TOTAL PERSONNEL EXPENSES	121,744.14-	135,310.00-	137,177.34-	114,969.00-	
001-51-512-110-31000	Professional Services - Adm IT	12,026.95	16,000.00	17,878.81	20,000.00	
10	Consultant Support for IT Department-160 hours per year				20,000.00	
001-51-512-110-34000	Contractual Services	33,706.00	63,040.00	63,044.18	59,780.00	
10	Telvue Channel 18 Comcast and Bulletin Board				2,400.00	
20	Office 365 Basic Microsoft Email				4,320.00	See The Attached File
30	CyberSecurity Solarwinds for Work Station Software				2,880.00	
40	Telvue Media Equipment warranty and support				4,800.00	See The Attached File
50	Back Up Disaster Recovery Services (BDRS) all locations				4,680.00	
60	Drop Box Annual Fees-All Senior Staff and Commission				6,000.00	See The Attached File
70	Lambda Rail Internet Services from Palm Beach County ISS				17,400.00	See The Attached File
80	Web Hosting Granicus Annual				4,000.00	
90	Phish Threat-Emails				1,000.00	
100	365 Email archiving				2,100.00	See The Attached File
110	Virtual Server on Cloud				6,000.00	
120	Onsolve - Code Red				4,200.00	
001-51-512-110-40000	Travel & Training	735.64	1,500.00	940.07	1,500.00	
10	For Annual Conference FLGISA				1,500.00	
001-51-512-110-41100	Telephone	9,680.14	5,000.00	9,626.44	5,000.00	
10	Verteks Consultant for VoIP phone support-All departments				5,000.00	
001-51-512-110-41105	Telephone-DSL	79.97-	2,200.00	0.00	2,200.00	
10	Comcast back up Internet at Town Hall				2,200.00	
001-51-512-110-46100	Equipment Maintenance Contract	1,613.78	0.00	0.00	2,700.00	
10	For Equipment Maintenance				2,700.00	

Rept:112 - Itemized Budget For Year 2022 Version 4
 INFORMATION TECHNOLOGY

G/L Account	Description	2020 Actual	2021 Budget	2021 YTD+Enc	2022 Budget	Notes
001-51-512-110-49303	Software - Administration	11,927.38	15,329.00	12,526.96	15,829.00	
	10 Software-Cylance Antivirus Antispyware				8,250.00	
	20 Cisco Firewalls Licenses				1,600.00	
	30 Office Software Microsoft and Adobe				3,000.00	
	40 dotGOV domain renewal annual				800.00	
	50 Virtual Meeting- Zoom licenses with Techsoup				500.00	
	60 DUO Security second Authentication for Remote Desktop				1,080.00	See The Attached File
	70 Cerberus FTP software license				599.00	
001-51-512-110-49306	Software - Finance	6,197.00	5,000.00	4,797.00	5,000.00	
	10 Finance ADG software maintenance and support-Annual				5,000.00	
001-51-512-110-51900	Computer Supplies & Parts	31,487.74	1,500.00	2,824.70	2,000.00	
	10 For small items needed such as cables, thump drive, hard dri				2,000.00	
001-51-512-110-52000	Operating Supplies	2,213.36	2,000.00	342.60	2,000.00	
	10 For things needed to support users or other departments				2,000.00	
	20 Library Staff Computers				11,400.00	
	30 Back up server for the CLOUD				6,000.00	
	40 Public Library Server				4,000.00	
	50 Computer Lab - Thin Clients				2,400.00	
	60 Will be paid from ARPA Funds				23,800.00-	
001-51-512-110-52200	Small Tools & Others	0.00	0.00	378.98	0.00	
001-51-512-110-54200	Memberships, Dues, & Subscriptions	350.00	1,500.00	475.00	1,500.00	
	10 For Professional Memberships-Annual Fees				1,500.00	
	TOTAL OPERATING EXPENSES	109,858.02-	113,069.00-	112,834.74-	117,509.00-	
001-51-512-110-64100	Machinery & Equipment	19,086.64	0.00	0.00	0.00	
	TOTAL CAPITAL OUTLAY	19,086.64-	0.00	0.00	0.00	

Rept:112 - Itemized Budget For Year 2022 Version 4
 INFORMATION TECHNOLOGY

G/L Account	Description	2020 Actual	2021 Budget	2021 YTD+Enc	2022 Budget	Notes
		-----	-----	-----	-----	
	TOTAL OTHER EXPENSES	0.00	0.00	0.00	0.00	
		-----	-----	-----	-----	
	TOTAL DEPT EXPENDITURES	250,688.80-	248,379.00-	250,012.08-	232,478.00-	
		-----	-----	-----	-----	
		=====	=====	=====	=====	

Rept:113 - Itemized Budget For Year 2022 Version 4
 FINANCE

G/L Account	Description	2020 Actual	2021 Budget	2021 YTD+Enc	2022 Budget	Notes
EXPENDITURES						
001-51-513-150-11000	Executive Salaries	89,939.95	103,505.00	98,584.45	100,251.00	
	10 Finance Director				100,251.00	
001-51-513-150-12000	Regular Salaries	303,508.52	241,603.00	226,734.57	274,555.00	
	20 Assistant Finance Director				90,000.00	
	30 Senior Accountant				60,900.00	
	40 Accountant				62,086.00	
	50 Accounting Technician				61,569.00	
001-51-513-150-14000	Overtime Salaries	137.82	1,000.00	0.00	0.00	
	60 Overtime Salaries				0.00	
001-51-513-150-15000	Special Pay	3,400.00	1,720.00	1,548.33	1,720.00	
	10 Telephone Stipend				720.00	
	50 Accounting Technician - Longevity				0.00	
	70 Longevity Pay - Accounting Technician				1,000.00	
001-51-513-150-21000	FICA	28,040.17	26,181.00	24,476.67	27,895.00	
	10 Finance Director				7,669.00	
	20 Assistant Finance Director				5,954.00	
	30 Senior Accountant				4,658.00	
	40 Accountant				4,750.00	
	50 Accounting Technician				4,710.00	
	60 Overtime Salaries				77.00	
	70 Longevity Pay - Accounting Technician				77.00	
001-51-513-150-22000	Retirement	29,600.29	26,281.00	23,824.89	22,940.00	
	10 Finance Director				7,824.00	
	20 Assistant Finance Director				1,125.00	
	30 Senior Accountant				4,567.00	
	40 Accountant				4,656.00	
	50 Accounting Technician				4,618.00	
	60 Overtime Salaries				75.00	
	70 Longevity Pay - Accounting Technician				75.00	
001-51-513-150-22100	Town Retirement Matching	12,908.05	12,986.00	10,763.33	12,178.00	

Rept:113 - Itemized Budget For Year 2022 Version 4
 FINANCE

G/L Account	Description	2020 Actual	2021 Budget	2021 YTD+Enc	2022 Budget	Notes
	10 Finance Director				3,912.00	
	20 Assistant Finance Director				375.00	
	30 Senior Accountant				1,609.00	
	40 Accountant				3,104.00	
	50 Accounting Technician				3,078.00	
	60 Overtime Salaries				50.00	
	70 Longevity Pay - Accounting Technician				50.00	
001-51-513-150-23100	Health Insurance	54,502.44	43,818.00	42,012.37	60,534.00	
	10 Finance Director				10,003.00	
	20 Assistant Finance Director				20,522.00	
	30 Senior Accountant				10,003.00	
	40 Accountant				10,003.00	
	50 Accounting Technician				10,003.00	
001-51-513-150-23200	Insurance - Dental	1,887.15	1,960.00	1,739.46	2,030.00	
	10 Finance Director				406.00	
	20 Assistant Finance Director				406.00	
	30 Senior Accountant				406.00	
	40 Accountant				406.00	
	50 Accounting Technician				406.00	
001-51-513-150-23300	Insurance - Life	677.76	680.00	589.91	679.00	
	10 Finance Director				151.00	
	20 Assistant Finance Director				151.00	
	30 Senior Accountant				151.00	
	40 Accountant				151.00	
	50 Accounting Technician				75.00	
001-51-513-150-23400	Insurance - Vision	284.05	265.00	228.12	280.00	
	10 Finance Director				56.00	
	20 Assistant Finance Director				56.00	
	30 Senior Accountant				56.00	
	40 Accountant				56.00	
	50 Accounting Technician				56.00	
001-51-513-150-23500	Disability	3,292.56	3,295.00	3,153.64	3,588.00	
	10 Finance Director				916.00	
	20 Assistant Finance Director				743.00	

Rept:113 - Itemized Budget For Year 2022 Version 4
 FINANCE

G/L Account	Description	2020 Actual	2021 Budget	2021 YTD+Enc	2022 Budget	Notes
	30 Senior Accountant				732.00	
	40 Accountant				601.00	
	50 Accounting Technician				596.00	
001-51-513-150-24000	Worker's Compensation Insurance	150.46	204.00	159.96	201.00	
	10 Worker's Compensation Insurance				201.00	
	TOTAL PERSONNEL EXPENSES	----- 528,329.22- -----	----- 463,498.00- -----	----- 433,815.70- -----	----- 506,851.00- -----	
001-51-513-150-31000	Professional Services	0.00	2,500.00	974.95	4,000.00	
	10 ADG Modifications				4,000.00	
001-51-513-150-33000	Accounting & Auditing	49,400.00	36,000.00	36,300.00	36,000.00	
	10 External Auditors				36,000.00	
001-51-513-150-34000	Contractual Services	5,375.19	19,848.00	16,370.64	9,500.00	
	10 Armoured Car Service				6,500.00	
	20 OPEB Report				3,000.00	
001-51-513-150-40000	Travel & Training	1,847.13	500.00	280.00	4,600.00	
	1 ADG Users Conference Budget Cut				0.00	
	10 Assistant Director Finance FGFOA Conference				1,200.00	
	20 Accountant FABTO Conference				1,000.00	
	30 Accountant Senior FGFOA Workshops				1,000.00	
	40 Director Finance GFOA Conference				1,400.00	
001-51-513-150-41100	Telephone	642.75	360.00	214.55	200.00	
	10 Phone				200.00	
001-51-513-150-41200	Postage & Shipping	3,343.31	5,100.00	4,245.62	5,100.00	
	10 Postage				5,100.00	
001-51-513-150-44200	Equipment Leases	6,452.76	6,019.00	6,127.28	4,010.00	

Rept:113 - Itemized Budget For Year 2022 Version 4
 FINANCE

G/L Account	Description	2020 Actual	2021 Budget	2021 YTD+Enc	2022 Budget	Notes
	10 Canon Copier Lease				2,300.00	
	20 Pitney Bowes				1,710.00	
001-51-513-150-47000	Printing	1,400.93	1,900.00	643.31	2,000.00	
	10 Budget Books Clear Gov				2,000.00	
001-51-513-150-47100	Photocopying	1,010.05	2,300.00	1,120.10	2,200.00	
001-51-513-150-49000	Other Current Charges	12.06	0.00	499.87	450.00	
001-51-513-150-49400	Uniforms & Clothing	161.97	250.00	193.97	250.00	
001-51-513-150-49600	Bank Charges / Admin Fees	21,972.81	25,000.00	24,844.90	10,000.00	
001-51-513-150-51000	Office Supplies	5,775.92	7,028.00	7,316.48	7,000.00	
	10 Budget				1,500.00	
	20 Envelopes				1,000.00	
	30 Paper/Pads, Folders,Labels				1,000.00	
	40 Checks, Bank Bags, Deposit Books				1,500.00	
	50 Business Cards				200.00	
	60 Misc Office Supplies				500.00	
	70 Printer Cartridges				500.00	
	80 Ribbons and Tape				500.00	
	90 Forms - BTRS and Sanitation				800.00	
	100 BTR License Forms				500.00	
	110 Budget Cut				1,000.00-	
001-51-513-150-52000	Operating Supplies	0.00	5,900.00	5,900.00	0.00	
001-51-513-150-54100	Books & Subscriptions	99.00	500.00	0.00	500.00	
001-51-513-150-54200	Memberships, Dues, & Subscriptions	566.59	1,838.00	2,018.12	1,220.00	
	10 GFOA Membership				700.00	
	20 FGFOA Annual Membership				400.00	
	30 FGFOA Palm Beach County Membership				120.00	
	TOTAL OPERATING EXPENSES	98,060.47-	115,043.00-	107,049.79-	87,030.00-	
	TOTAL DEPT EXPENDITURES	626,389.69-	578,541.00-	540,865.49-	593,881.00-	

Rept:114 - Itemized Budget For Year 2022 Version 4
 LAW ENFORCEMENT

G/L Account	Description	2020 Actual	2021 Budget	2021 YTD+Enc	2022 Budget	Notes
EXPENDITURES						
001-52-521-200-34010	Contract PBC Sheriff	3,047,056.00	3,037,751.00	3,047,056.00	3,107,997.00	
001-52-521-200-41100	Telephone	2,223.76	2,000.00	826.60	2,000.00	
001-52-521-200-43000	Utilities	8,555.79	10,000.00	7,463.44	10,000.00	
001-52-521-200-43250	Garbage & Trash	961.86	2,000.00	954.89	1,500.00	
001-52-521-200-43500	SHOT SPOTTER-GUNSHOT DETECTION SYST	36,881.42	68,250.00	78,429.31	68,250.00	
001-52-521-200-52000	Operating Supplies	4,667.00	0.00	0.00	0.00	
001-52-521-200-52100	Gasoline & Diesel Fuel	1,423.91	2,500.00	683.28	1,500.00	
	TOTAL EXPENSES	3,101,769.74-	3,122,501.00-	3,135,413.52-	3,191,247.00-	
	TOTAL DEPT EXPENDITURES	3,101,769.74-	3,122,501.00-	3,135,413.52-	3,191,247.00-	
		=====	=====	=====	=====	

Rept:134 - Itemized Budget For Year 2022 Version 4
 EMERGENCY MANAGEMENT

G/L Account	Description	2020 Actual	2021 Budget	2021 YTD+Enc	2022 Budget	Notes
	EXPENDITURES					
001-52-525-250-34050	Other Contract Services - Debris	7,282.27	250.00	0.00	0.00	
001-52-525-250-34055	other contract Services - Tree Trm	0.00	250.00	0.00	0.00	
001-52-525-250-34060	Other Contract Services - Stw Pumps	0.00	250.00	0.00	0.00	
001-52-525-250-52000	Operating Supplies	0.00	250.00	5,225.00	250.00	
	TOTAL EXPENSES	7,282.27-	1,000.00-	5,225.00-	250.00-	
	TOTAL DEPT EXPENDITURES	7,282.27-	1,000.00-	5,225.00-	250.00-	
		=====	=====	=====	=====	

Rept:115 - Itemized Budget For Year 2022 Version 4
 PUBLIC WORKS

G/L Account	Description	2020 Actual	2021 Budget	2021 YTD+Enc	2022 Budget	Notes
EXPENDITURES						
001-53-530-400-11000	Executive Salaries	84,633.10	37,068.00	35,385.60	115,000.00	
10	Public Works Director				115,000.00	
001-53-530-400-12000	Regular Salaries	180,414.41	180,756.00	168,354.88	215,543.00	
20	Operations Manager				55,869.00	
30	Executive Assistant				54,674.00	
40	Manager - Capital Projects				105,000.00	
001-53-530-400-14000	Overtime Salaries	0.00	1,000.00	96.64	1,000.00	
30	Overtime Salaries				1,000.00	
001-53-530-400-15000	Special Pay	1,320.00	2,160.00	1,080.00	4,160.00	
10	Telephone Stipend				2,160.00	
20	Longevity Pay - Operations Manager				2,000.00	
001-53-530-400-21000	FICA	20,276.51	16,110.00	15,172.95	25,880.00	
10	Public Works Director				8,798.00	
20	Operations Manager				4,274.00	
30	Executive Assistant				4,183.00	
40	Manager - Capital Projects				8,033.00	
50	Overtime Salaries				77.00	
60	Longevity Pay - Operations Manager				153.00	
70	Opt-Out Payment				362.00	
001-53-530-400-22000	Retirement	13,752.75	12,953.00	10,980.00	14,042.00	
10	Public Works Director				3,594.00	
20	Operations Manager				4,190.00	
30	Executive Assistant				4,101.00	
40	Manager - Capital Projects				1,969.00	
50	Overtime Salaries				75.00	
60	Longevity Pay - Operations Manager				113.00	
001-53-530-400-22100	Town Retirement Matching	3,897.40	3,602.00	5,318.11	4,260.00	
10	Public Works Director				0.00	
20	Operations Manager				2,793.00	
30	Executive Assistant				1,367.00	

Rept:115 - Itemized Budget For Year 2022 Version 4
 PUBLIC WORKS

G/L Account	Description	2020 Actual	2021 Budget	2021 YTD+Enc	2022 Budget	Notes
	40 Manager - Capital Projects - Vacant				0.00	
	50 Overtime Salaries				25.00	
	60 Longevity Pay - Operations Manager				75.00	
001-53-530-400-23100	Health Insurance	27,914.12	17,862.00	16,812.43	33,810.00	
	10 Public Works Director				0.00	
	20 Operations Manager				0.00	
	30 Executive Assistant				16,905.00	
	40 Manager - Capital Projects				16,905.00	
001-53-530-400-23150	Opt-Out Payment	4,728.00	5,910.00	5,910.00	9,456.00	
	10 Public Works Director				4,728.00	
	20 Operations Manager				4,728.00	
001-53-530-400-23200	Insurance - Dental	1,444.08	1,568.00	1,017.42	1,624.00	
	10 Public Works Director				406.00	
	20 Operations Manager				406.00	
	30 Executive Assistant				406.00	
	40 Manager - Capital Projects				406.00	
001-53-530-400-23300	Insurance - Life	556.23	571.00	389.05	604.00	
	10 Public Works Director				151.00	
	20 Operations Manager				151.00	
	30 Executive Assistant				151.00	
	40 Manager - Capital Projects				151.00	
001-53-530-400-23400	Insurance - Vision	218.50	212.00	140.72	224.00	
	10 Public Works Director				56.00	
	20 Operations Manager				56.00	
	30 Executive Assistant				56.00	
	40 Manager - Capital Projects				56.00	
001-53-530-400-23500	Disability	2,438.34	2,238.00	1,950.20	3,167.00	
	10 Public Works Director				925.00	
	20 Operations Manager				916.00	
	30 Executive Assistant				529.00	
	40 Manager - Capital Projects				797.00	
001-53-530-400-24000	Worker's Compensation Insurance	310.45	420.00	329.04	414.00	

Rept:115 - Itemized Budget For Year 2022 Version 4
 PUBLIC WORKS

G/L Account	Description	2020 Actual	2021 Budget	2021 YTD+Enc	2022 Budget	Notes
	10 Worker's Compensation Insurance				414.00	
	TOTAL PERSONNEL EXPENSES	341,903.89-	282,430.00-	262,937.04-	429,184.00-	
001-53-530-400-31000	Professional Services	0.00	9,400.00	9,400.00	0.00	
001-53-530-400-34000	Contractual Services	0.00	210.00	0.00	200.00	
	10 Document Shredding Service				200.00	
001-53-530-400-40000	Travel & Training	980.64	2,612.00	2,305.31	2,000.00	
	10 Misc. Training				750.00	
	20 Misc. Conferences				2,000.00	
	30 Sunpass for Travel				50.00	
	40 Budget Cut				800.00-	
001-53-530-400-41100	Telephone	2,911.53	3,075.00	2,044.74	2,640.00	
	10 Cell Phones				1,800.00	
	20 Phone Service				840.00	
001-53-530-400-41200	Postage & Shipping	1,390.35	250.00	786.92	250.00	
001-53-530-400-44200	Equipment Leases	1,883.42	2,400.00	3,238.16	3,800.00	
	10 Toshiba Copier Lease				3,800.00	
001-53-530-400-46100	Equipment Maintenance Contract	328.09	800.00	0.00	0.00	
001-53-530-400-47000	Printing	287.30	400.00	367.17	400.00	
001-53-530-400-47100	Photocopying	577.57	1,000.00	1,113.36	1,000.00	
	10 Copy Charges on Leased Copier				1,000.00	
001-53-530-400-49400	Uniforms & Clothing	104.48	300.00	0.00	400.00	
	10 Logo Wear				400.00	
001-53-530-400-51000	Office Supplies	1,349.77	1,100.00	4,260.20	2,000.00	
	10 Bottle Water Service				1,200.00	

Rept:115 - Itemized Budget For Year 2022 Version 4
 PUBLIC WORKS

G/L Account	Description	2020 Actual	2021 Budget	2021 YTD+Enc	2022 Budget	Notes
	20 Misc. Office Supplies and Small Office Equipment				800.00	
001-53-530-400-52000	Operating Supplies	1,581.66	0.00	0.00	4,000.00	
	10 Asset Management				3,000.00	
	20 GIS License				1,000.00	
001-53-530-400-52100	Gasoline & Diesel Fuel	701.45	1,500.00	315.77	1,500.00	
001-53-530-400-54200	Memberships, Dues, & Subscriptions	865.00	1,150.00	929.90	1,150.00	
	10 FCCMA Membership				450.00	
	20 APWA Membership				300.00	
	30 ICMA Membership				400.00	
	TOTAL OPERATING EXPENSES	12,961.26-	24,197.00-	24,761.53-	19,340.00-	
	TOTAL CAPITAL OUTLAY	0.00	0.00	0.00	0.00	
	TOTAL OTHER EXPENSES	0.00	0.00	0.00	0.00	
	TOTAL DEPT EXPENDITURES	354,865.15-	306,627.00-	287,698.57-	448,524.00-	
		=====	=====	=====	=====	

Rept:116 - Itemized Budget For Year 2022 Version 4
 GROUNDS

G/L Account	Description	2020 Actual	2021 Budget	2021 YTD+Enc	2022 Budget	Notes
EXPENDITURES						
001-57-572-406-12000	Regular Salaries	234,681.95	237,929.00	214,686.68	239,667.00	
	10 Grounds Maintenance Foreman				71,906.00	
	20 Lead Groundskeeper				35,672.00	
	30 Irrigation Technician				42,474.00	
	40 Groundskeeper				30,084.00	
	50 Groundskeeper				30,063.00	
	60 Groundskeeper - Vacant				29,468.00	
001-57-572-406-14000	Overtime Salaries	0.00	400.00	412.11	400.00	
	70 Overtime Salaries				400.00	
001-57-572-406-15000	Special Pay	2,000.00	1,500.00	1,500.00	1,000.00	
	80 Longevity Pay - Grounds Maintenance Foreman				1,000.00	
001-57-572-406-21000	FICA	17,145.99	18,349.00	16,435.50	19,084.00	
	10 Grounds Maintenance Foreman				5,501.00	
	20 Lead Groundskeeper				2,729.00	
	30 Irrigation Technician				3,249.00	
	40 Groundskeeper				2,301.00	
	50 Groundskeeper				2,300.00	
	60 Groundskeeper - Vacant				2,254.00	
	70 Overtime Salaries				31.00	
	80 Longevity Pay - Grounds Maintenance Foreman				77.00	
	90 Projected Salary Increase Funds (3.5%)				642.00	
001-57-572-406-22000	Retirement	14,371.88	16,911.00	11,431.85	16,499.00	
	10 Grounds Maintenance Foreman				5,393.00	
	20 Lead Groundskeeper				2,675.00	
	30 Irrigation Technician				3,186.00	
	40 Groundskeeper				2,256.00	
	50 Groundskeeper				2,255.00	
	60 Groundskeeper - Vacant				0.00	
	70 Overtime Salaries				30.00	
	80 Longevity Pay - Grounds Maintenance Foreman				75.00	
	90 Projected Salary Increase Funds (3.5%)				629.00	

Rept:116 - Itemized Budget For Year 2022 Version 4
 GROUNDS

G/L Account	Description	2020 Actual	2021 Budget	2021 YTD+Enc	2022 Budget	Notes
001-57-572-406-22100	Town Retirement Matching	4,857.40	3,945.00	3,398.13	3,773.00	
	10 Grounds Maintenance Foreman				3,595.00	
	20 Lead Groundskeeper				0.00	
	30 Irrigation Technician				0.00	
	40 Groundskeeper				0.00	
	50 Groundskeeper				0.00	
	60 Groundkeeper - Vacant				0.00	
	70 Overtime Salaries				0.00	
	80 Longevity Pay - Grounds Maintenance Foreman				50.00	
	90 Projected Salary Increase Funds (3.5%)				128.00	
001-57-572-406-23100	Health Insurance	57,031.05	57,337.00	52,409.38	64,219.00	
	10 Grounds Maintenance Foreman				10,003.00	
	20 Lead Groundskeeper				10,003.00	
	30 Irrigation Technician				14,204.00	
	40 Groundskeeper				10,003.00	
	50 Groundskeeper				10,003.00	
	60 Groundskeeper - Vacant				10,003.00	
001-57-572-406-23200	Insurance - Dental	2,133.30	2,352.00	2,100.48	2,436.00	
	10 Grounds Maintenance Foreman				406.00	
	20 Lead Groundskeeper				406.00	
	30 Irrigation Technician				406.00	
	40 Groundskeeper				406.00	
	50 Groundskeeper				406.00	
	60 Groundskeeper - Vacant				406.00	
001-57-572-406-23300	Insurance - Life	619.75	642.00	595.82	655.00	
	10 Grounds Maintenance Foreman				151.00	
	20 Lead Groundskeeper				108.00	
	30 Irrigation Technician				126.00	
	40 Groundskeeper				90.00	
	50 Groundskeeper				90.00	
	60 Groundskeeper - Vacant				90.00	
001-57-572-406-23400	Insurance - Vision	305.87	318.00	272.04	336.00	
	10 Grounds Maintenance Foreman				56.00	
	20 Lead Groundskeeper				56.00	
	30 Irrigation Technician				56.00	

Rept:116 - Itemized Budget For Year 2022 Version 4
 GROUNDS

G/L Account	Description	2020 Actual	2021 Budget	2021 YTD+Enc	2022 Budget	Notes
	40 Groundskeeper				56.00	
	50 Groundskeeper				56.00	
	60 Groundskeeper - Vacant				56.00	
001-57-572-406-23500	Disability	2,032.30	2,097.00	2,147.42	2,346.00	
	10 Grounds Maintenance Foreman				710.00	
	20 Lead Groundskeeper				352.00	
	30 Irrigation Technician				411.00	
	40 Groundskeeper				291.00	
	50 Groundskeeper				291.00	
	60 Groundskeeper - Vacant				291.00	
001-57-572-406-24000	Worker's Compensation Insurance	2,456.23	3,324.00	2,601.96	3,277.00	
	10 Worker's Compensation Insurance				3,277.00	
	TOTAL PERSONNEL EXPENSES	337,635.72-	345,104.00-	307,991.37-	353,692.00-	
001-57-572-406-34000	Contractual Services	1,378.60	6,680.00	4,778.00	12,700.00	
	10 Monthly Lawn Treatment				1,200.00	
	20 Fertilization Service				6,500.00	
	30 Tree Trimming Service for Flagler Blvd				4,000.00	
	40 Temporary Labor				1,000.00	
001-57-572-406-40000	Travel & Training	0.00	1,000.00	0.00	1,000.00	
001-57-572-406-41100	Telephone	1,824.85	1,600.00	1,111.34	1,025.00	
	10 Cell Phones				1,025.00	
001-57-572-406-43000	Utilitites	10,032.91	12,000.00	8,619.27	10,000.00	
001-57-572-406-44100	Rentals	1,270.90	3,200.00	0.00	0.00	
001-57-572-406-46000	Repair & Maintenance	3,993.33	6,200.00	3,356.73	5,000.00	
	10 Mower & Small Equipment Repairs				3,500.00	
	20 Irrigation Motor/Pump Repairs				1,500.00	

Rept:116 - Itemized Budget For Year 2022 Version 4
 GROUNDS

G/L Account	Description	2020 Actual	2021 Budget	2021 YTD+Enc	2022 Budget	Notes
001-57-572-406-49400	Uniforms & Clothing	2,643.40	5,850.00	4,462.37	5,400.00	
	10 Uniforms & Cleaning Service				3,000.00	
	20 Safety Shoes & PPEs				2,400.00	
001-57-572-406-52000	Operating Supplies	17,064.72	18,500.00	16,696.99	17,500.00	
	10 Mulch				6,000.00	
	20 Sod				2,000.00	
	30 Mower & Small Equipment Parts				2,500.00	
	40 Irrigation Parts				3,000.00	
	50 Trailer Parts				1,000.00	
	60 Misc. Supplies				3,000.00	
001-57-572-406-52100	Gasoline & Diesel Fuel	7,465.03	11,500.00	8,182.99	10,000.00	
001-57-572-406-52200	Small Tools & Other	743.98	1,000.00	983.96	1,000.00	
	TOTAL OPERATING EXPENSES	46,417.72-	67,530.00-	48,191.65-	63,625.00-	
001-57-572-406-64100	Machinery & Equipment	21,013.70	0.00	0.00	0.00	
	TOTAL CAPITAL OUTLAY	21,013.70-	0.00	0.00	0.00	
	TOTAL DEBT SERVICE	0.00	0.00	0.00	0.00	
	TOTAL DEPT EXPENDITURES	405,067.14-	412,634.00-	356,183.02-	417,317.00-	

Rept:116 - Itemized Budget For Year 2022 Version 4
GROUNDS

G/L Account	Description	2020 Actual	2021 Budget	2021 YTD+Enc	2022 Budget	Notes
-------------	-------------	----------------	----------------	-----------------	----------------	-------

=====

Rept:117 - Itemized Budget For Year 2022 Version 4
 FACILITY MAINTENANCE

G/L Account	Description	2020 Actual	2021 Budget	2021 YTD+Enc	2022 Budget	Notes
EXPENDITURES						
001-54-597-408-12000	Regular Salaries	98,109.73	103,377.00	99,000.20	105,443.00	
	10 Facilities Maintenance Worker II				64,051.00	
	20 Facilities Maintenance Worker I				41,392.00	
001-54-597-408-14000	Overtime Salaries	225.27	450.00	51.91	450.00	
	30 Overtime Salaries				450.00	
001-54-597-408-15000	Special Pay	1,000.00	1,000.00	1,000.00	1,000.00	
	40 Longevity Pay - Facilities Maintenance Worker II				1,000.00	
001-54-597-408-21000	FICA	7,172.79	8,021.00	7,596.04	8,460.00	
	10 Facilities Maintenance Worker II				4,900.00	
	20 Facilities Maintenance Worker I				3,167.00	
	30 Overtime Salaries				34.00	
	40 Longevity Pay - Facilities Maintenance Worker II				77.00	
	50 Projected Salary Increase Funds (3.5%)				282.00	
001-54-597-408-22000	Retirement	4,637.08	7,829.00	7,503.90	8,017.00	
	10 Facilities Maintenance Worker II				4,804.00	
	20 Facilities Maintenance Worker I				3,104.00	
	30 Overtime Salaries				34.00	
	40 Longevity Pay - Facilities Maintenance Worker II				75.00	
001-54-597-408-22100	Town Retirement Matching	2,992.97	3,190.00	3,063.51	3,388.00	
	10 Facilities Maintenance Worker II				3,203.00	
	20 Facilities Maintenance Worker I				0.00	
	30 Overtime Salaries				23.00	
	40 Longevity Pay - Facilities Maintenance Worker II				50.00	
	50 Projected Salary Increase Funds (3.5%)				112.00	
001-54-597-408-23100	Health Insurance	18,495.39	17,862.00	17,861.76	20,006.00	
	10 Facilities Maintenance Worker II				10,003.00	
	20 Facilities Maintenance Worker I				10,003.00	
001-54-597-408-23200	Insurance - Dental	722.04	788.00	787.68	812.00	
	10 Facilities Maintenance Worker II				406.00	

Rept:117 - Itemized Budget For Year 2022 Version 4
 FACILITY MAINTENANCE

G/L Account	Description	2020 Actual	2021 Budget	2021 YTD+Enc	2022 Budget	Notes
	20 Facilities Maintenance Worker I				406.00	
001-54-597-408-23300	Insurance - Life	255.54	266.00	274.08	268.00	
	10 Facilities Maintenance Worker II				151.00	
	20 Facilities Maintenance Worker I				117.00	
001-54-597-408-23400	Insurance - Vision	109.25	106.00	105.32	112.00	
	10 Facilities Maintenance Worker II				56.00	
	20 Facilities Maintenance Worker I				56.00	
001-54-597-408-23500	Disability	852.53	884.00	1,020.12	952.00	
	10 Facilities Maintenance Worker II				567.00	
	20 Facilities Maintenance Worker I				385.00	
001-54-597-408-24000	Worker's Compensation Insurance	1,684.87	2,280.00	1,785.00	2,248.00	
	10 Worker's Compensation Insurance				2,248.00	
	TOTAL PERSONNEL EXPENSES	136,257.46-	146,053.00-	140,049.52-	151,156.00-	
001-54-597-408-31000	Professional Services	200.00	3,000.00	3,000.00	0.00	
001-54-597-408-34000	Contractual Services	84,333.21	76,760.00	77,985.10	97,882.00	
	10 Custodial Services				58,465.00	
	20 Annual Elevator Phone Monitoring				660.00	
	30 Annual Elevator Maintenance - Town Hall				4,542.00	
	40 Annual Elevator/Lift Inspection - Town Hall				200.00	
	50 Annual Fire Extinguisher Service - Townwide				1,500.00	
	60 Annual Fuel Tank Certification - Town Hall Generator				500.00	
	70 Annual Termite Protection - Town Hall				867.00	
	80 Annual Termite Protection - Evergreen House				215.00	
	90 Annual Termite Protection - Bostrom Conc. Stand				215.00	
	100 Annual Termite Protection - Library				366.00	
	110 Annual Termite Protection - Public Works				552.00	
	120 Quarterly A/C Maintenance - Townwide				5,000.00	
	130 Quarterly Fire Alarm Service - PBSO				5,600.00	

Rept:117 - Itemized Budget For Year 2022 Version 4
 FACILITY MAINTENANCE

G/L Account	Description	2020 Actual	2021 Budget	2021 YTD+Enc	2022 Budget	Notes
	140 Quarterly Fire Alarm Service - Town Hall				2,600.00	
	150 Burglar Alarm Monitoring - Evergreen House				425.00	
	160 Panic Alarms - Town Hall & Library				1,500.00	
	170 Pest Control Service - Townwide				3,000.00	
	180 Indoor Environmental Assessments				5,500.00	
	190 Johnson Controls - Measurements & Verifications				6,175.00	
	200 Misc. Contractual Services				0.00	
001-54-597-408-34010	Permits & Fee	153.65	475.00	0.00	0.00	
001-54-597-408-40000	Travel & Training	0.00	500.00	0.00	500.00	
001-54-597-408-41100	Telephone	1,365.43	1,100.00	1,221.21	1,100.00	
	10 Cell Phones				1,100.00	
001-54-597-408-43000	Utilities	48,437.59	48,800.00	41,704.15	50,000.00	
001-54-597-408-43250	Garbage & Trash	5,048.04	5,100.00	5,011.46	5,100.00	
001-54-597-408-44100	Rentals	1,141.56	1,500.00	922.91	1,500.00	
	10 Rental of Bucket Truck & Lift All				1,000.00	
	20 Misc. Tool Rental				500.00	
001-54-597-408-46000	Repair & Maintenance	23,646.94	27,300.00	19,939.09	27,500.00	
	10 A/C Repairs				3,000.00	
	20 Automatic Gate Repairs				1,500.00	
	30 Electrical Repairs				3,000.00	
	40 Elevator Repairs				2,500.00	
	50 Environmental Repairs				3,000.00	
	60 Generator Repairs				3,000.00	
	70 Lock Repairs & Keys				2,000.00	
	80 Roof Repairs				3,000.00	
	90 Plumbing & Septic Tank Repairs				6,500.00	
001-54-597-408-49400	Uniforms & Clothing	927.01	1,950.00	1,367.82	1,900.00	
	10 Uniforms & Cleaning Service				1,100.00	
	20 Safety Shoes & PPEs				800.00	
001-54-597-408-52000	Operating Supplies	14,193.86	15,975.00	24,712.80	16,000.00	
	10 Consumable Custodial Supplies				6,500.00	
	20 Flag Replacements				1,500.00	

Rept:117 - Itemized Budget For Year 2022 Version 4
 FACILITY MAINTENANCE

G/L Account	Description	2020 Actual	2021 Budget	2021 YTD+Enc	2022 Budget	Notes
	30 Maintenance/Repairs Parts & Supplies				8,000.00	
001-54-597-408-52100	Gasoline & Diesel Fuel	2,811.03	3,600.00	2,384.82	3,600.00	
001-54-597-408-52200	Small Tools and Others	580.54	0.00	621.24	1,000.00	
	TOTAL OPERATING EXPENSES	182,838.86-	186,060.00-	178,870.60-	206,082.00-	
001-54-597-408-63000	Improvements Other Than Building	63,771.44	111,279.00	111,279.00	0.00	
001-54-597-408-64100	Machinery & Equipment	0.00	13,121.00	13,121.00	0.00	
	TOTAL CAPITAL OUTLAY	63,771.44-	124,400.00-	124,400.00-	0.00	
	TOTAL DEBT SERVICE	0.00	0.00	0.00	0.00	
	TOTAL DEPT EXPENDITURES	382,867.76-	456,513.00-	443,320.12-	357,238.00-	
		=====	=====	=====	=====	

Rept:117 - Itemized Budget For Year 2022 Version 4
 FACILITY MAINTENANCE

G/L Account	Description	2020 Actual	2021 Budget	2021 YTD+Enc	2022 Budget	Notes
EXPENDITURES						
001-54-597-408-12000	Regular Salaries	98,109.73	103,377.00	99,000.20	105,443.00	
	10 Facilities Maintenance Worker II				64,051.00	
	20 Facilities Maintenance Worker I				41,392.00	
001-54-597-408-14000	Overtime Salaries	225.27	450.00	51.91	450.00	
	30 Overtime Salaries				450.00	
001-54-597-408-15000	Special Pay	1,000.00	1,000.00	1,000.00	1,000.00	
	40 Longevity Pay - Facilities Maintenance Worker II				1,000.00	
001-54-597-408-21000	FICA	7,172.79	8,021.00	7,596.04	8,460.00	
	10 Facilities Maintenance Worker II				4,900.00	
	20 Facilities Maintenance Worker I				3,167.00	
	30 Overtime Salaries				34.00	
	40 Longevity Pay - Facilities Maintenance Worker II				77.00	
	50 Projected Salary Increase Funds (3.5%)				282.00	
001-54-597-408-22000	Retirement	4,637.08	7,829.00	7,503.90	8,017.00	
	10 Facilities Maintenance Worker II				4,804.00	
	20 Facilities Maintenance Worker I				3,104.00	
	30 Overtime Salaries				34.00	
	40 Longevity Pay - Facilities Maintenance Worker II				75.00	
001-54-597-408-22100	Town Retirement Matching	2,992.97	3,190.00	3,063.51	3,388.00	
	10 Facilities Maintenance Worker II				3,203.00	
	20 Facilities Maintenance Worker I				0.00	
	30 Overtime Salaries				23.00	
	40 Longevity Pay - Facilities Maintenance Worker II				50.00	
	50 Projected Salary Increase Funds (3.5%)				112.00	
001-54-597-408-23100	Health Insurance	18,495.39	17,862.00	17,861.76	20,006.00	
	10 Facilities Maintenance Worker II				10,003.00	
	20 Facilities Maintenance Worker I				10,003.00	
001-54-597-408-23200	Insurance - Dental	722.04	788.00	787.68	812.00	
	10 Facilities Maintenance Worker II				406.00	

Rept:117 - Itemized Budget For Year 2022 Version 4
 FACILITY MAINTENANCE

G/L Account	Description	2020 Actual	2021 Budget	2021 YTD+Enc	2022 Budget	Notes
	20 Facilities Maintenance Worker I				406.00	
001-54-597-408-23300	Insurance - Life	255.54	266.00	274.08	268.00	
	10 Facilities Maintenance Worker II				151.00	
	20 Facilities Maintenance Worker I				117.00	
001-54-597-408-23400	Insurance - Vision	109.25	106.00	105.32	112.00	
	10 Facilities Maintenance Worker II				56.00	
	20 Facilities Maintenance Worker I				56.00	
001-54-597-408-23500	Disability	852.53	884.00	1,020.12	952.00	
	10 Facilities Maintenance Worker II				567.00	
	20 Facilities Maintenance Worker I				385.00	
001-54-597-408-24000	Worker's Compensation Insurance	1,684.87	2,280.00	1,785.00	2,248.00	
	10 Worker's Compensation Insurance				2,248.00	
	TOTAL PERSONNEL EXPENSES	136,257.46-	146,053.00-	140,049.52-	151,156.00-	
001-54-597-408-31000	Professional Services	200.00	3,000.00	3,000.00	0.00	
001-54-597-408-34000	Contractual Services	84,333.21	76,760.00	77,985.10	97,882.00	
	10 Custodial Services				58,465.00	
	20 Annual Elevator Phone Monitoring				660.00	
	30 Annual Elevator Maintenance - Town Hall				4,542.00	
	40 Annual Elevator/Lift Inspection - Town Hall				200.00	
	50 Annual Fire Extinguisher Service - Townwide				1,500.00	
	60 Annual Fuel Tank Certification - Town Hall Generator				500.00	
	70 Annual Termite Protection - Town Hall				867.00	
	80 Annual Termite Protection - Evergreen House				215.00	
	90 Annual Termite Protection - Bostrom Conc. Stand				215.00	
	100 Annual Termite Protection - Library				366.00	
	110 Annual Termite Protection - Public Works				552.00	
	120 Quarterly A/C Maintenance - Townwide				5,000.00	
	130 Quarterly Fire Alarm Service - PBSO				5,600.00	

Rept:117 - Itemized Budget For Year 2022 Version 4
 FACILITY MAINTENANCE

G/L Account	Description	2020 Actual	2021 Budget	2021 YTD+Enc	2022 Budget	Notes
	140 Quarterly Fire Alarm Service - Town Hall				2,600.00	
	150 Burglar Alarm Monitoring - Evergreen House				425.00	
	160 Panic Alarms - Town Hall & Library				1,500.00	
	170 Pest Control Service - Townwide				3,000.00	
	180 Indoor Environmental Assessments				5,500.00	
	190 Johnson Controls - Measurements & Verifications				6,175.00	
	200 Misc. Contractual Services				0.00	
001-54-597-408-34010	Permits & Fee	153.65	475.00	0.00	0.00	
001-54-597-408-40000	Travel & Training	0.00	500.00	0.00	500.00	
001-54-597-408-41100	Telephone	1,365.43	1,100.00	1,221.21	1,100.00	
	10 Cell Phones				1,100.00	
001-54-597-408-43000	Utilities	48,437.59	48,800.00	41,704.15	50,000.00	
001-54-597-408-43250	Garbage & Trash	5,048.04	5,100.00	5,011.46	5,100.00	
001-54-597-408-44100	Rentals	1,141.56	1,500.00	922.91	1,500.00	
	10 Rental of Bucket Truck & Lift All				1,000.00	
	20 Misc. Tool Rental				500.00	
001-54-597-408-46000	Repair & Maintenance	23,646.94	27,300.00	19,939.09	27,500.00	
	10 A/C Repairs				3,000.00	
	20 Automatic Gate Repairs				1,500.00	
	30 Electrical Repairs				3,000.00	
	40 Elevator Repairs				2,500.00	
	50 Environmental Repairs				3,000.00	
	60 Generator Repairs				3,000.00	
	70 Lock Repairs & Keys				2,000.00	
	80 Roof Repairs				3,000.00	
	90 Plumbing & Septic Tank Repairs				6,500.00	
001-54-597-408-49400	Uniforms & Clothing	927.01	1,950.00	1,367.82	1,900.00	
	10 Uniforms & Cleaning Service				1,100.00	
	20 Safety Shoes & PPEs				800.00	
001-54-597-408-52000	Operating Supplies	14,193.86	15,975.00	24,712.80	16,000.00	
	10 Consumable Custodial Supplies				6,500.00	
	20 Flag Replacements				1,500.00	

Rept:117 - Itemized Budget For Year 2022 Version 4
 FACILITY MAINTENANCE

G/L Account	Description	2020 Actual	2021 Budget	2021 YTD+Enc	2022 Budget	Notes
	30 Maintenance/Repairs Parts & Supplies				8,000.00	
001-54-597-408-52100	Gasoline & Diesel Fuel	2,811.03	3,600.00	2,384.82	3,600.00	
001-54-597-408-52200	Small Tools and Others	580.54	0.00	621.24	1,000.00	
	TOTAL OPERATING EXPENSES	182,838.86-	186,060.00-	178,870.60-	206,082.00-	
001-54-597-408-63000	Improvements Other Than Building	63,771.44	111,279.00	111,279.00	0.00	
001-54-597-408-64100	Machinery & Equipment	0.00	13,121.00	13,121.00	0.00	
	TOTAL CAPITAL OUTLAY	63,771.44-	124,400.00-	124,400.00-	0.00	
	TOTAL DEBT SERVICE	0.00	0.00	0.00	0.00	
	TOTAL DEPT EXPENDITURES	382,867.76-	456,513.00-	443,320.12-	357,238.00-	
		=====	=====	=====	=====	

Rept:119 - Itemized Budget For Year 2022 Version 4
 2022 BUDGET

G/L Account	Description	2020 Actual	2021 Budget	2021 YTD+Enc	2022 Budget	Notes
EXPENDITURES						
001-59-591-410-12000	Regular Salaries	116,760.37	117,042.00	123,285.75	121,737.00	
	10 Vehicle Maintenance Foreman				69,567.00	
	20 Mechanic				52,170.00	
001-59-591-410-14000	Overtime Salaries	933.24	100.00	1,292.17	100.00	
	30 Overtime Salaries				100.00	
001-59-591-410-15000	Special Pay	4,000.00	2,000.00	2,000.00	0.00	
001-59-591-410-21000	FICA	8,250.85	9,115.00	8,709.12	9,644.00	
	10 Vehicle Maintenance Foreman				5,322.00	
	20 Mechanic				3,991.00	
	30 Overtime Salaries				8.00	
	40 Projected Salary Increase Funds (3.5%)				323.00	
001-59-591-410-22000	Retirement	9,127.00	8,929.00	9,493.35	9,456.00	
	10 Vehicle Maintenance Foreman				5,218.00	
	20 Mechanic				3,913.00	
	30 Overtime Salaries				8.00	
	40 Projected Salary Increase Funds (3.5%)				317.00	
001-59-591-410-22100	Town Retirement Matching	3,455.55	3,344.00	3,557.36	6,961.00	
	10 Vehicle Maintenance Foreman				3,478.00	
	20 Mechanic				0.00	
	30 Overtime Salaries				5.00	
	40 Projected Salary Increase Funds (3.5%)				3,478.00	
001-59-591-410-23100	Health Insurance	29,310.56	27,329.00	26,836.22	30,525.00	
	10 Vehicle Maintenance Foreman				10,003.00	
	20 Mechanic				20,522.00	
001-59-591-410-23200	Insurance - Dental	754.86	788.00	787.68	812.00	
	10 Vehicle Maintenance Foreman				406.00	
	20 Mechanic				406.00	
001-59-591-410-23300	Insurance - Life	298.20	299.00	301.20	302.00	
	10 Vehicle Maintenance Foreman				151.00	

Rept:119 - Itemized Budget For Year 2022 Version 4
 2022 BUDGET

G/L Account	Description	2020 Actual	2021 Budget	2021 YTD+Enc	2022 Budget	Notes
	20 Mechanic				151.00	
001-59-591-410-23400	Insurance - Vision	113.62	106.00	105.32	112.00	
	10 Vehicle Maintenance Foreman				56.00	
	20 Mechanic				56.00	
001-59-591-410-23500	Disability	1,059.96	1,060.00	1,177.80	1,113.00	
	10 Vehicle Maintenance Foreman				628.00	
	20 Mechanic				485.00	
001-59-591-410-24000	Worker's Compensation Insurance	1,330.17	1,800.00	1,409.04	1,282.00	
	10 Worker's Compensation Insurance				1,282.00	
	TOTAL PERSONNEL EXPENSES	175,394.38-	171,912.00-	178,955.01-	182,044.00-	
001-59-591-410-34000	Contractual Services	0.00	150.00	360.00	0.00	
001-59-591-410-34010	Permits & Fees	373.87	500.00	527.51	655.00	
	10 Annual Storage Tank Registration				125.00	
	20 FL Dept of Health - Hazard Waste				530.00	
001-59-591-410-41100	Telephone	834.60	720.00	868.68	800.00	
	10 Call Phones				800.00	
001-59-591-410-44200	Equipment Leases	79,413.86	84,240.00	79,416.67	80,000.00	
	10 Vehicle Leases				80,000.00	
001-59-591-410-46000	Repair & Maintenance	1,209.21	3,350.00	5,867.06	2,000.00	
	10 Car/Truck 2way Radio Repairs				500.00	
	20 Car/Truck Towing Services				500.00	
	30 Misc. Car/Truck Repairs & Maintenance				1,000.00	
001-59-591-410-46300	Vehicle Parts & Supplies	2,346.12	2,600.00	1,978.18	3,000.00	
001-59-591-410-49400	Uniforms & Clothing	1,203.20	1,650.00	1,508.43	1,500.00	

Rept:119 - Itemized Budget For Year 2022 Version 4
 2022 BUDGET

G/L Account	Description	2020 Actual	2021 Budget	2021 YTD+Enc	2022 Budget	Notes
	10 Uniforms & Cleaning Service				700.00	
	20 Safety Shoes & PPEs				800.00	
001-59-591-410-52000	Operating Supplies	1,469.40	850.00	2,006.52	850.00	
001-59-591-410-52100	Gasoline & Diesel Fuel	2,842.99	2,400.00	2,875.03	2,400.00	
001-59-591-410-52200	Small Tools and Others	0.00	325.00	0.00	200.00	
	TOTAL OPERATING EXPENSES	89,693.25-	96,785.00-	95,408.08-	91,405.00-	
	TOTAL CAPITAL OUTLAY	0.00	0.00	0.00	0.00	
	TOTAL DEPT EXPENDITURES	265,087.63-	268,697.00-	274,363.09-	273,449.00-	
		=====	=====	=====	=====	

Rept:120 - Itemized Budget For Year 2022 Version 4
 COMMUNITY DEVELOPMENT

G/L Account	Description	2020 Actual	2021 Budget	2021 YTD+Enc	2022 Budget	Notes
EXPENDITURES						
001-52-524-500-11000	Executive Salaries	85,918.02	101,181.00	98,444.74	93,657.00	
	10 Community Development Director				93,657.00	
001-52-524-500-12000	Regular Salaries	235,781.24	269,731.00	249,332.57	381,523.00	
	20 Executive Assistant				54,674.00	
	30 Community Development Technician				49,709.00	
	40 Community Development Technician				41,600.00	
	50 Planner				57,283.00	
	60 Code Compliance Officer				54,267.00	
	70 Code Compliance Officer - Vacant				41,330.00	
	80 Code Compliance Officer - Vacant				41,330.00	
	90 Code Compliance Officer - Vacant				41,330.00	
001-52-524-500-13000	Other & Part Time Salaries	31,529.11	33,800.00	34,316.40	33,084.00	
	80 Planner - PT				33,084.00	
001-52-524-500-14000	Overtime Salaries	771.53	6,000.00	281.37	6,000.00	
	90 Overtime Salaries				6,000.00	
001-52-524-500-15000	Special Pay	1,440.00	2,720.00	2,660.00	3,220.00	
	100 Telephone Stipend				720.00	
	110 Longevity Pay - Community Development Technician				500.00	
	120 Longevity Pay - Community Development Director				2,000.00	
001-52-524-500-21000	FICA	26,360.05	30,809.00	27,653.92	39,471.00	
	10 Community Development Director				7,165.00	
	20 Executive Assistant				4,183.00	
	30 Community Development Technician				3,803.00	
	40 Community Development Technician				3,120.00	
	50 Planner I				4,382.00	
	60 Code Compliance Offier				4,151.00	
	70 Code Compliance Officer - Vacant				3,162.00	
	80 Planner - PT				2,531.00	
	90 Overtime Salaries				459.00	
	110 Longevity Pay - Community Development Technician				38.00	
	120 Longevity Pay - Community Development Director				153.00	

Rept:120 - Itemized Budget For Year 2022 Version 4
 COMMUNITY DEVELOPMENT

G/L Account	Description	2020 Actual	2021 Budget	2021 YTD+Enc	2022 Budget	Notes
	130 Code Compliance Officer - Vacant				3,162.00	
	140 Code Compliance Officer - Vacant				3,162.00	
001-52-524-500-22000	Retirement	11,819.35	29,148.00	22,812.56	26,448.00	
	10 Community Development Director				6,556.00	
	20 Executive Assistant				4,100.00	
	30 Community Development Technician				3,728.00	
	40 Community Development Technician				1,560.00	
	50 Planner I				4,296.00	
	60 Code Enforcement Officer				4,070.00	
	70 Code Enforcement Officer - Vacant				1,500.00	
	80 Planner - PT				0.00	
	90 Overtime Salaries				450.00	
	110 Longevity Pay - Community Development Technician				38.00	
	120 Longevity Pay - Community Development Director				150.00	
001-52-524-500-22100	Town Retirement Matching	7,398.06	7,857.00	8,983.27	9,502.00	
	10 Community Development Director				4,899.00	
	20 Executive Assistant				2,734.00	
	30 Community Development Technician				261.00	
	40 Community Development Technician				0.00	
	50 Planner I				1,146.00	
	60 Code Enforcement Officer				0.00	
	70 Code Enforcement Officer - Vacant				0.00	
	80 Planner - PT				0.00	
	90 Overtime Salaries				300.00	
	100 Telephone Stipend				36.00	
	110 Longevity Pay - Community Development Technician				26.00	
	120 Longevity Pay - Community Development Director				100.00	
001-52-524-500-23100	Health Insurance	68,383.25	63,931.00	63,498.60	101,130.00	
	10 Community Development Director				10,003.00	
	20 Executive Assistant				10,003.00	
	30 Community Development Technician				14,204.00	
	40 Community Development Technician				10,003.00	
	50 Planner I				10,003.00	
	60 Code Enforcement Officer				16,905.00	
	70 Code Enforcement Officer - Vacant				30,009.00	

Rept:120 - Itemized Budget For Year 2022 Version 4
 COMMUNITY DEVELOPMENT

G/L Account	Description	2020 Actual	2021 Budget	2021 YTD+Enc	2022 Budget	Notes
001-52-524-500-23200	Insurance - Dental	2,198.94	2,744.00	2,067.66	3,654.00	
	10 Community Development Director				406.00	
	20 Executive Assistant				406.00	
	30 Community Development Technician				406.00	
	40 Community Development Technician				406.00	
	50 Planner I				406.00	
	60 Code Enforcement Officer				406.00	
	70 Code Enforcement Officer - Vacant				1,218.00	
001-52-524-500-23300	Insurance - Life	913.00	1,027.00	899.10	1,323.00	
	10 Community Development Director				151.00	
	20 Executive Assistant				145.00	
	30 Community Development Technician				145.00	
	40 Community Development Technician				145.00	
	50 Planner I				151.00	
	60 Code Enforcement Officer				151.00	
	70 Code Enforcement Officer - Vacant				435.00	
001-52-524-500-23400	Insurance - Vision	362.71	318.00	307.00	504.00	
	10 Community Development Director				56.00	
	20 Executive Assistant				56.00	
	30 Community Development Technician				56.00	
	40 Community Development Technician				56.00	
	50 Planner I				56.00	
	60 Code Enforcement Officer				56.00	
	70 Code Enforcement Officer - Vacant				168.00	
001-52-524-500-23500	Disability	3,362.58	3,719.00	3,470.10	4,678.00	
	10 Community Development Director				838.00	
	20 Executive Assistant				466.00	
	30 Community Development Technician				471.00	
	40 Community Development Technician				471.00	
	50 Planner I				523.00	
	60 Code Enforcement Officer				493.00	
	70 Code Enforcement Officer - Vacant				1,416.00	
001-52-524-500-24000	Worker's Compensation Insurance	3,434.57	2,760.00	2,160.00	2,721.00	
	10 Worker's Compensation Insurance				2,721.00	

Rept:120 - Itemized Budget For Year 2022 Version 4
 COMMUNITY DEVELOPMENT

G/L Account	Description	2020 Actual	2021 Budget	2021 YTD+Enc	2022 Budget	Notes
001-52-524-500-26000	Mileage Reimbursement	0.00	450.00	0.00	450.00	
	10 Personal Vehicle Usage for Meetings and Other				450.00	
		-----	-----	-----	-----	
	TOTAL PERSONNEL EXPENSES	479,672.41-	556,195.00-	516,887.29-	707,365.00-	
		-----	-----	-----	-----	
001-52-524-500-31000	Professional Services	10,473.39	33,800.00	26,437.21	6,500.00	
	10 Special Magistrate for Code Hearings				6,000.00	
	20 Temp Staffing				500.00	
001-52-524-500-34000	Contractual Services	249,307.09	47,680.00	56,941.66	18,400.00	
	10 ESRI(GIS)Annual Maintenance & Additional Consultant Services				1,500.00	
	20 InkForce Annual Software Maintenance (Code Compliance)				9,900.00	
	30 IMS (Building Permits and BTRs) Annual Software Maintenance				7,000.00	
	40 Larger Project Consultant Support (including EAR Comp Plan)				0.00	
001-52-524-500-34200	Contractual Svc - Cost Recovery	78,458.73	55,000.00	81,130.02	50,000.00	
	10 Cost Recovery for Project Reviews- for Pass Through Invoices				50,000.00	
001-52-524-500-34300	Contractual Svc-Code Violations	19,526.00	6,000.00	6,948.36	5,000.00	
	10 Code Compliance Abatements (CBIF can be used for others)				5,000.00	
001-52-524-500-34910	Legal Advertising	1,416.12	1,500.00	1,540.00	1,100.00	
	10 Legal Ads for Town Initiated Items (LEGAL Ads Only)				1,100.00	
001-52-524-500-40000	Travel & Training	645.90	800.00	2.00	3,000.00	
	10 Florida APA (September 2022)				1,500.00	
	20 Trainings for Code Officers				1,000.00	
	30 Historic Preservation,League or Other Virtual/Local Training				500.00	
	40 FABTO Trainings for Technicians				500.00	
	50 Budget Cut				500.00-	
001-52-524-500-40030	Training - Bldg Code Education Fund	1,807.00	2,000.00	0.00	500.00	
	10 FBC Training pursuant to Surcharges collected per FSS				500.00	

Rept:120 - Itemized Budget For Year 2022 Version 4
 COMMUNITY DEVELOPMENT

G/L Account	Description	2020 Actual	2021 Budget	2021 YTD+Enc	2022 Budget	Notes
001-52-524-500-41100	Telephone	3,848.61	4,340.00	3,231.86	4,000.00	
	10 All Department Telephones				4,000.00	
001-52-524-500-41200	Postage & Shipping	9,115.86	7,000.00	8,890.37	7,000.00	
	10 P&S for Code Notices & Planning Projects (some have escrow)				7,000.00	
001-52-524-500-44200	Equipment Leases	4,629.00	4,323.00	3,629.38	3,111.00	
	10 Canon Copier				3,111.00	
001-52-524-500-47000	Printing	5,829.52	2,000.00	7,462.43	5,000.00	
	10 Dept Needs for Outside Printing Services/Special Outreach				5,000.00	
001-52-524-500-47100	Photocopying	2,940.87	3,000.00	2,097.92	2,500.00	
	10 Department Photocopying Needs (some costs are recovered)				2,500.00	
001-52-524-500-48100	Advertising	3,264.88	2,000.00	700.00	2,000.00	
	10 Advertising(In-house,NOT Legal)-workshops, initiatives, etc.				2,000.00	
001-52-524-500-49400	Uniforms & Clothing	566.20	600.00	343.92	900.00	
	10 Primarily Code Officer Shirts (3 x \$200 each)				900.00	
001-52-524-500-51000	Office Supplies - Bldg	5,021.50	11,000.00	10,999.09	7,000.00	
	10 Office Supplies for all three Divisions				7,000.00	
001-52-524-500-51011	CBIF Grants	0.00	10,000.00	0.00	10,000.00	
	10 Pass-Thru Account-Assistance Funds for Property Improvements				10,000.00	
001-52-524-500-52100	Gasoline & Diesel Fuel	1,147.35	1,500.00	1,069.86	2,000.00	
	10 Gasoline for three Code vehicles (3)				2,000.00	
001-52-524-500-54200	Memberships, Dues, & Subscriptions	1,612.00	2,440.00	2,050.00	2,350.00	
	10 APA Annual Planning Dues for Director and Planners				1,200.00	
	20 FACE Annual Dues for Code Officers (3)				150.00	
	30 Intergovernmental Plan Amendment Review Committee Dues				1,000.00	

Rept:120 - Itemized Budget For Year 2022 Version 4
 COMMUNITY DEVELOPMENT

G/L Account	Description	2020 Actual	2021 Budget	2021 YTD+Enc	2022 Budget	Notes
	TOTAL OPERATING EXPENSES	399,610.02-	194,983.00-	213,474.08-	130,361.00-	
		-----	-----	-----	-----	
	TOTAL CAPITAL OUTLAY	0.00	0.00	0.00	0.00	
		-----	-----	-----	-----	
	TOTAL DEPT EXPENDITURES	879,282.43-	751,178.00-	730,361.37-	837,726.00-	
		-----	-----	-----	-----	
		=====	=====	=====	=====	

Rept:121 - Itemized Budget For Year 2022 Version 4
 BUDGET 2022

G/L Account	Description	2020 Actual	2021 Budget	2021 YTD+Enc	2022 Budget	Notes
EXPENDITURES						
001-57-572-600-11000	Executive Salaries	66,670.21	76,909.00	72,129.95	75,570.00	
	10 Special Events Director				75,570.00	
001-57-572-600-12000	Regular Salaries	72,250.14	60,068.00	59,802.19	80,868.00	
	20 Recreation Supervisor				44,769.00	
	30 Events Coordinator				36,099.00	
001-57-572-600-13000	Other & Part Time Salaries	8,745.59	6,500.00	4,225.57	18,692.00	
	40 Camp Counselor				4,673.00	
	50 Camp Counselor				4,673.00	
	60 Camp Counselor				4,673.00	
	70 Camp Counselor				4,673.00	
001-57-572-600-14000	Overtime Salaries	0.00	0.00	0.00	11,624.00	
	80 Staff - Sunset Celebration				4,480.00	
	90 Staff - Easter Egg Hunt				384.00	
	100 Staff - Memorial Day Ceremony				320.00	
	110 Staff - Veteran's Day Parade				800.00	
	120 Staff - Holiday Tree Lighting				640.00	
	130 Staff - Facility Rentals				5,000.00	
001-57-572-600-15000	Special Pay	1,200.00	1,220.00	1,160.00	1,720.00	
	140 Telephone Stipend				720.00	
	150 Longevity Pay - Special Events Director				500.00	
	160 Longevity - Recreation Supervisor				500.00	
001-57-572-600-21000	FICA	11,382.99	10,418.00	10,743.38	14,727.00	
	10 Special Events Director				5,781.00	
	20 Recreation Supervisor				3,425.00	
	30 Events Coordinator				2,762.00	
	40 Camp Counselor				358.00	
	50 Camp Counselor				358.00	
	50 Camp Counselor				358.00	
	60 Camp Counselor				358.00	
	80 Staff - Sunset Celebration				343.00	
	90 Staff - Easter Egg Hunt				29.00	

Rept:121 - Itemized Budget For Year 2022 Version 4
 BUDGET 2022

G/L Account	Description	2020 Actual	2021 Budget	2021 YTD+Enc	2022 Budget	Notes
	100 Staff - Memorial Day Ceremony				24.00	
	110 Staff - Veteran's Day Parade				61.00	
	120 Staff - Holiday Tree Lighting				49.00	
	130 Staff - Facility Rentals				383.00	
	150 Longevity Pay - Special Events Director				38.00	
	160 Longevity Pay - Recreation Supervisor				38.00	
	170 Opt-Out Payment				362.00	
001-57-572-600-22000	Retirement	8,256.28	8,828.00	8,886.77	9,898.00	
	10 Special Events Director				5,668.00	
	20 Recreation Supervisor				3,358.00	
	30 Events Coordinator				0.00	
	80 Staff - Sunset Celebration				336.00	
	90 Staff - Easter Egg Hunt				29.00	
	100 Staff - Memorial Day Ceremony				24.00	
	110 Staff - Veteran's Day Parade				60.00	
	120 Staff - Holiday Tree Lighting				48.00	
	130 Staff - Facility Rentals				375.00	
001-57-572-600-22100	Town Retirement Matching	2,752.09	2,941.00	3,137.20	4,697.00	
	10 Special Events Director				2,942.00	
	20 Recreation Supervisor				1,755.00	
	30 Events Coordinator				0.00	
001-57-572-600-23100	Health Insurance	19,906.42	12,162.00	12,101.34	20,006.00	
	20 Recreation Supervisor				10,003.00	
	30 Events Coordinator				10,003.00	
001-57-572-600-23150	Opt-Out Payment	4,728.00	4,728.00	4,334.00	4,728.00	
	10 Special Events Director				4,728.00	
001-57-572-600-23200	Insurance - Dental	1,001.01	1,176.00	886.14	1,218.00	
	10 Special Events Director				406.00	
	20 Recreation Supervisor				406.00	
	30 Events Coordinator				406.00	
001-57-572-600-23300	Insurance - Life	356.60	384.00	313.32	395.00	
	10 Special Events Director				151.00	
	20 Recreation Supervisor				136.00	

Rept:121 - Itemized Budget For Year 2022 Version 4
 BUDGET 2022

G/L Account	Description	2020 Actual	2021 Budget	2021 YTD+Enc	2022 Budget	Notes
	30 Events Coordinator				108.00	
001-57-572-600-23400	Insurance - Vision	157.32	159.00	114.06	168.00	
	10 Special Events Director				56.00	
	20 Recreation Supervisor				56.00	
	30 Events Coordinator				56.00	
001-57-572-600-23500	Disability	1,319.89	1,404.00	1,246.68	1,509.00	
	10 Special Events Director				718.00	
	20 Recreation Supervisor				441.00	
	30 Events Coordinator				350.00	
001-57-572-600-24000	Worker's Compensation Insurance	1,541.99	1,920.00	1,808.18	1,893.00	
	10 Worker's Compensation Insurance				1,893.00	
001-57-572-600-25100	Unemployment Compensation	0.00	0.00	732.44	0.00	
	TOTAL PERSONNEL EXPENSES	200,268.53-	188,817.00-	181,621.22-	247,713.00-	
001-57-572-600-34000	CONTRACTUAL SERVICES	105.00	9,020.00	925.00	3,600.00	
	10 Custom Cleaning - Sunset Celebration Cleaning Service				1,200.00	
	20 Comcast - Phone, Internet & Cable for Pro Shop				2,400.00	
001-57-572-600-40000	Travel & Training	563.91	1,450.00	51.25	2,352.00	
	10 FRPA Annual Conference - SE Director Registration				300.00	
	20 FRPA Annual Conference - Rec Supervisor Registration				300.00	
	30 FRPA Annual Conference - SE Director Hotel				600.00	
	40 FRPA Annual Conference - Rec Supervisor Hotel				600.00	
	50 FRPA Annual Conference - Parking				80.00	
	60 FRPA Annual Conference - SE Director Per Diem				236.00	
	70 FRPA Annual Conference - Rec Supervisor Per Diem				236.00	
001-57-572-600-41100	Telephone	1,479.53	2,000.00	1,662.18	2,000.00	
001-57-572-600-41200	Postage & Shipping	120.10	200.00	51.59	200.00	

Rept:121 - Itemized Budget For Year 2022 Version 4
 BUDGET 2022

G/L Account	Description	2020 Actual	2021 Budget	2021 YTD+Enc	2022 Budget	Notes
001-57-572-600-43000	Utilities	27,911.46	24,000.00	25,562.39	30,000.00	
	10 Seacoast - Parks				14,000.00	
	20 FPL - Parks				16,000.00	
001-57-572-600-43250	Garbage & Trash	3,846.06	5,000.00	3,818.19	5,000.00	
	10 Solid Waste Authority				5,000.00	
001-57-572-600-44100	Rentals	421.45	1,000.00	980.00	1,000.00	
001-57-572-600-44200	Equipment Leases	2,339.76	2,340.00	2,543.40	2,747.00	
	10 Canon Copier				2,747.00	
001-57-572-600-46000	Repair & Maintenance	0.00	1,000.00	2,732.39	1,000.00	
001-57-572-600-47000	Printing	219.00	500.00	14.95	500.00	
001-57-572-600-47100	Photocopying	1,175.56	1,700.00	610.02	1,200.00	
001-57-572-600-48000	Promotional Activity	1,086.57	1,500.00	1,067.20	1,200.00	
	10 January Holiday Promotion				100.00	
	20 February Holiday Promotion				100.00	
	30 March Holiday Promotion				100.00	
	40 April Holiday Promotion				100.00	
	50 May Holiday Promotion				100.00	
	60 June Holiday Promotion				100.00	
	70 July Holiday Promotion				100.00	
	80 August Holiday Promotion				100.00	
	90 September Holiday Promotion				100.00	
	100 October Holiday Promotion				100.00	
	110 November Holiday Promotion				100.00	
	120 December Holiday Promotion				100.00	
001-57-572-600-48005	Promotional - Tree Lighting	2,551.79	2,800.00	5,909.13	0.00	
	10 Banners				0.00	
	20 Decorations				0.00	
	30 DJ/Sound System				0.00	
	40 Marketing				0.00	
	50 Photography/Videography				0.00	
	60 Portable Light Towers				0.00	
	70 Portable Restrooms				0.00	
001-57-572-600-48046	Sunset Celebration	6,018.94	11,500.00	328.55	20,000.00	
	10 Banners				1,000.00	

Rept:121 - Itemized Budget For Year 2022 Version 4
 BUDGET 2022

G/L Account	Description	2020 Actual	2021 Budget	2021 YTD+Enc	2022 Budget	Notes
	20 Decorations				1,000.00	
	30 Entertainment				10,000.00	
	40 Marketing				3,000.00	
	50 Photography/Videography				1,000.00	
	60 Stage & Lighting				4,000.00	
001-57-572-600-48056	PROMOTIONAL - EASTER EGG HUNT	0.00	3,000.00	2,013.67	3,000.00	
	10 Banners				100.00	
	20 Decorations				100.00	
	30 DJ/Sound System				250.00	
	40 Easter Eggs				1,050.00	
	50 Easter Bunny Costume				1,000.00	
	60 Food & Drinks				100.00	
	70 Marketing				300.00	
	80 Photography/Videography				100.00	
001-57-572-600-48057	Veteran's Day Parade	683.91	3,400.00	134.95	3,000.00	
	10 Banners				100.00	
	20 Decorations				500.00	
	30 Entertainment				1,000.00	
	40 Equipment				200.00	
	50 Logistics - MOT Plan & Msg Boards				700.00	
	60 Marketing				300.00	
	70 Photography/Videography				200.00	
001-57-572-600-48100	Advertising	1,107.99	2,000.00	43.86	800.00	
	10 Direct Mail				200.00	
	20 Newspaper				200.00	
	30 Magazines				200.00	
	40 Radio				200.00	
001-57-572-600-49400	Uniforms & Clothing	0.00	600.00	0.00	600.00	
	10 Special Events Director				200.00	
	20 Recreation Supervisor				200.00	
	30 Events Coordinator				200.00	
001-57-572-600-51000	Office Supplies	490.84	750.00	18.56-	1,000.00	
001-57-572-600-52000	Operating Supplies	2,034.83	4,500.00	5,434.42	3,750.00	

Rept:121 - Itemized Budget For Year 2022 Version 4
 BUDGET 2022

G/L Account	Description	2020 Actual	2021 Budget	2021 YTD+Enc	2022 Budget	Notes
	10 Food for Misc. Town Events				1,000.00	
	20 Drinks for Misc. Town Events				500.00	
	30 Decorations for Misc. Town Events				500.00	
	40 Tablecloth Cleaning				500.00	
	50 Recreation Equipment				1,000.00	
	60 Facility Rental Supplies				250.00	
001-57-572-600-52100	Gasoline & Diesel Fuel	346.69	1,000.00	331.78	1,000.00	
001-57-572-600-52200	Small Tools & Others	2,999.04	1,000.00	1,139.88	2,000.00	
	10 Chairs				100.00	
	20 Tables				400.00	
	30 Tents				500.00	
	40 Playground Equipment				1,000.00	
001-57-572-600-54200	Memberships, Dues, & Subscriptions	350.00	350.00	160.00	350.00	
	10 Florida Parks & Recreation Association				350.00	
001-57-572-600-57220	Program Exp - Summer Camp	7,536.35	6,000.00	8,007.57	6,000.00	
	10 Field Trips				4,500.00	
	20 Food & Drinks				500.00	
	30 Camp T-Shirts				500.00	
	40 Office Supplies				100.00	
	50 Arts & Crafts				200.00	
	60 Sports Equipment				200.00	
001-57-572-600-57230	Program Exp - Senior Bus Trips	0.00	200.00	0.00	200.00	
001-57-572-600-57235	Sponsored Event Expense	3,988.74	5,000.00	4,007.05	6,500.00	
	10 Town Sponsored Events				0.00	
	20 Santa's Magical Ride & Decorating Contest				1,500.00	
	30 Recreation Programs				5,000.00	
	40 Family Fitness Day				0.00	
001-57-572-600-57245	Back to School Extravaganza	1,581.45	3,000.00	1,440.58	3,000.00	
	10 Backpacks & School Supplies				500.00	
	20 Banners				100.00	
	30 Decorations				250.00	
	40 DJ/Sound System				250.00	
	50 Entertainment				500.00	
	60 Food & Drinks				1,000.00	

Rept:121 - Itemized Budget For Year 2022 Version 4
 BUDGET 2022

G/L Account	Description	2020 Actual	2021 Budget	2021 YTD+Enc	2022 Budget	Notes
	70 Marketing				300.00	
	80 Photography/Videography				100.00	
001-57-572-600-57250	After School - Youth Activities Pro	2,743.89	5,000.00	3,300.78	5,000.00	
	10 Food & Drinks				500.00	
	20 Marketing				500.00	
	30 Office Supplies				200.00	
	40 Sports Equipment				300.00	
	50 Sports Providers				3,000.00	
	60 T-Shirts				500.00	
	TOTAL OPERATING EXPENSES	71,702.86-	99,810.00-	72,252.22-	106,999.00-	
001-57-572-600-63100	Improvements - Ballfield Playground	1,406.86	0.00	0.00	60,000.00	
	TOTAL CAPITAL OUTLAY	1,406.86-	0.00	0.00	60,000.00-	
	TOTAL DEBT SERVICES	0.00	0.00	0.00	0.00	
	TOTAL DEPT EXPENDITURES	273,378.25-	288,627.00-	253,873.44-	414,712.00-	
		=====	=====	=====	=====	

Rept:122 - Itemized Budget For Year 2022 Version 4
 LIBRARY

G/L Account	Description	2020 Actual	2021 Budget	2021 YTD+Enc	2022 Budget	Notes
EXPENDITURES						
001-57-571-700-11000	Executive Salaries	63,887.01	61,323.00	33,818.40	84,231.00	
10	Library Director				84,231.00	
001-57-571-700-12000	Regular Salaries	168,431.35	118,533.00	137,812.70	187,560.00	
20	Library Assistant - Children's Services				28,208.00	
30	Library Assistant				28,891.00	
40	Library Assistant				26,998.00	
50	Accounting Technician				37,395.00	
60	Asst.Library Director - Vacant				66,068.00	
001-57-571-700-15000	Special Pay	960.00	1,220.00	1,160.00	1,720.00	
60	Telephone Stipend				720.00	
70	Longevity Pay - Library Director				500.00	
80	Longevity Pay - Accounting Technician				500.00	
001-57-571-700-21000	FICA	16,866.84	12,828.00	13,163.03	21,360.00	
10	Library Director				6,444.00	
20	Library Assistant - Children's Services				2,203.00	
30	Library Assistant				2,256.00	
40	Library Assistant				2,065.00	
50	Accounting Technician				2,900.00	
70	Longevity Pay - Library Director				38.00	
80	Longevity Pay - Accounting Technician				38.00	
90	Opt-Out Payment				362.00	
100	Assistant Library Director - Vacant				5,054.00	
001-57-571-700-22000	Retirement	50,940.66	12,576.00	12,131.02	14,417.00	
10	Library Director				6,115.00	
20	Library Assistant - Children's Services				2,159.00	
30	Library Assistant				2,212.00	
40	Library Assistant				1,012.00	
50	Accounting Technician				2,843.00	
70	Longevity Pay - Library Director				38.00	
80	Longevity Pay - Accounting Technician				38.00	
90	Assistant Library Director - Vacant				0.00	

Rept:122 - Itemized Budget For Year 2022 Version 4
 LIBRARY

G/L Account	Description	2020 Actual	2021 Budget	2021 YTD+Enc	2022 Budget	Notes
001-57-571-700-22100	Town Retirement Matching	3,134.73	2,914.00	2,997.45	4,382.00	
	10 Library Director				1,835.00	
	20 Library Assistant - Children's Services				0.00	
	30 Library Assistant				1,080.00	
	40 Library Assistant				0.00	
	50 Accounting Technician				1,421.00	
	60 Telephone Stipend				16.00	
	70 Longevity Pay - Library Director				11.00	
	80 Longevity Pay - Accounting Technican				19.00	
	90 Assistant Library Director - Vacant				0.00	
001-57-571-700-23100	Health Insurance	42,084.36	30,544.00	31,451.58	40,012.00	
	10 Library Director				10,003.00	
	20 Library Assistant - Children's Services				0.00	
	30 Library Assistant				10,003.00	
	40 Library Assistant				10,003.00	
	50 Assistant Library Director - Vacant				10,003.00	
001-57-571-700-23150	Opt-Out Payment	4,728.00	4,728.00	4,334.00	4,728.00	
	10 Accounting Technician				4,728.00	
001-57-571-700-23200	Insurance - Dental	1,887.15	1,568.00	1,805.10	2,030.00	
	10 Library Director				406.00	
	20 Library Assistant - Children's Services				406.00	
	30 Library Assistant				406.00	
	40 Library Assistant				406.00	
	50 Accounting Technician				0.00	
	60 Assistant Library Director - Vacant				406.00	
001-57-571-700-23300	Insurance - Life	603.24	493.00	476.01	602.00	
	10 Library Director				151.00	
	20 Library Assistant - Children's Services				81.00	
	30 Library Assistant				87.00	
	40 Library Assistant				87.00	
	50 Accounting Technician				109.00	
	60 Assistant Library Director - Vacant				87.00	
001-57-571-700-23400	Insurance - Vision	284.05	212.00	241.45	280.00	
	10 Library Director				56.00	

Rept:122 - Itemized Budget For Year 2022 Version 4
 LIBRARY

G/L Account	Description	2020 Actual	2021 Budget	2021 YTD+Enc	2022 Budget	Notes
	20 Library Assistant - Children's Services				56.00	
	30 Library Assistant				56.00	
	40 Library Assistant				56.00	
	50 Accounting Technician				0.00	
	60 Assistant Library Director - Vacant				56.00	
001-57-571-700-23500	Disability	2,105.04	1,599.00	1,657.38	1,781.00	
	10 Library Director				605.00	
	20 Library Assistant - Children's Services				266.00	
	30 Library Assistant				280.00	
	40 Library Assistant				280.00	
	50 Accounting Technician				350.00	
001-57-571-700-24000	Worker's Compensation Insurance	97.90	110.00	86.04	131.00	
	10 Worker's Compensation Insurance				131.00	
	TOTAL PERSONNEL EXPENSES	356,010.33-	248,648.00-	241,134.16-	363,234.00-	
001-57-571-700-34000	Contractual Services	23,523.47	20,484.00	29,285.95	33,392.00	
	10 Bibliotheca Cloud Library Annual Subscription				2,000.00	
	30 Bywater Koha Admin				4,400.00	
	40 America's News				1,772.00	
	50 Gale Business: Plan Builder				630.00	
	60 Gale Presents: Petersons Test and Career Prep				630.00	
	70 Legal Forms - FL				630.00	
	80 Momentrix				200.00	
	90 Hoopla				1,000.00	
	100 Overdrive annual content subscription				500.00	
	110 TumbleBooks Annual Fee				600.00	
	120 Custom Cleaning Building Service				9,000.00	
	130 SEFLIN Admin Fees for Koha				750.00	
	140 SEFLIN dues				1,300.00	
	160 OCLC WORLDCAT Share services				550.00	
	170 Palm Beach County Library Cooperative Movie License				100.00	

Rept:122 - Itemized Budget For Year 2022 Version 4
 LIBRARY

G/L Account	Description	2020 Actual	2021 Budget	2021 YTD+Enc	2022 Budget	Notes
	180 Koha Annual Support and hosting				4,000.00	
	210 Laptops Anytime Annual Software Lic Agreement				2,600.00	
	220 PosterMyWall annual subscription				100.00	
	230 Foxit Phantom PDF software assurance for laptops				630.00	
	240 Foxit Software Assurance for public computers				1,350.00	
	250 OCLC Cat Express				350.00	
	260 Annual Processing Subscription for FreedomPAY				300.00	
001-57-571-700-40000	Travel & Training	606.52	2,500.00	413.19	2,500.00	
	10 American Library Assoc Annual or MidWinter Conf				800.00	
	20 American Library Assoc online training for staff				900.00	
	30 Florida Library Association Annual Conference				500.00	
	40 Offsite training for staff				300.00	
001-57-571-700-41100	Telephone	554.32	1,200.00	364.13	700.00	
	10 Monthly Telephone fees for service				700.00	
001-57-571-700-41200	Postage & Shipping	48.76	156.00	56.34	150.00	
	10 Postage				150.00	
001-57-571-700-44200	Equipment Leases	358.00	7,200.00	1,897.30	4,695.00	
	10 For public Cannon ImageRunner Advance 2 years				2,300.00	
	20 Canon printer for staff				2,250.00	
	30 For public 9557B Network-enabled, multi-copy, Canon Kit				145.00	
001-57-571-700-46000	Repair & Maintenance	0.00	225.00	300.00	225.00	
	10 occasional miscellaneous repairs				225.00	
001-57-571-700-46100	Equipment Maintenance Contract	0.00	6,400.00	0.00	11,380.00	
	10 Bibliotheca Annual Support & Maintenance				6,100.00	
	20 Krayon Laptop Kiosk Remote Admin Annual Service				180.00	
	30 Laptops Anytime Annual Hardware Svc Agreement				5,100.00	
001-57-571-700-47000	Printing	0.00	400.00	430.87	400.00	
	10 Miscellaneous Printing of program pamphlets and related				200.00	
	20 Business Cards				200.00	
001-57-571-700-48000	PROMOTIONAL ACTIVITY	223.02	1,920.00	1,122.32	2,150.00	

Rept:122 - Itemized Budget For Year 2022 Version 4
 LIBRARY

G/L Account	Description	2020 Actual	2021 Budget	2021 YTD+Enc	2022 Budget	Notes
	10 Summer Reading and Discovery Program				1,000.00	
	20 Read for the Record				150.00	
	30 Outreach Programs Youth				500.00	
	40 Outreach Programs - Adult				500.00	
001-57-571-700-49400	Uniforms & Clothing	0.00	300.00	0.00	400.00	
	10 Staff shirts or sweaters with logo				400.00	
001-57-571-700-51000	Office Supplies	196.98	1,500.00	1,003.83	1,500.00	
	10 Necessary office supplies - pens, calendars, folders, etc.				1,500.00	
001-57-571-700-52000	Operating Supplies	3,800.99	26,062.00	20,786.44	7,000.00	
	10 Replace vertical blinds				700.00	
	20 DVD browsing bin floor kit				3,000.00	
	30 Book cart				400.00	
	40 supplies for adult programs				250.00	
	50 supplies for children's programs				250.00	
	60 Adult programming - speaker or performer				1,200.00	
	70 Youth Programming - Speaker or performer				1,200.00	
001-57-571-700-52200	Small Tools & Others	0.00	100.00	0.00	100.00	
	10 Miscellaneous ad hoc tool or replacement				100.00	
001-57-571-700-52700	Library Technology Software	0.00	2,960.00	6,893.60	334.00	
	10 Epson TM-T88V Receipt printers				0.00	
	20 Honeywell Bar code Scanners				0.00	
	30 Deep Freeze for public computers perpetual licenses				0.00	
	40 Adobe Pro software and updates				0.00	
	50 Affinity software for public computers				0.00	
	60 MS Office for public computers				0.00	
	70 Dell Desktops				0.00	
	80 Envisionware				0.00	
	90 Papercut				0.00	
	100 Microphone camera for computers				0.00	
	110 One time merchant set up cost for FreedomPAY				299.00	
	120 Terminal Set Charge for FreedomPAY				35.00	
001-57-571-700-54200	Memberships, Dues, & Subscriptions	5,883.03	4,170.00	5,346.45	4,415.00	

Rept:122 - Itemized Budget For Year 2022 Version 4
 LIBRARY

G/L Account	Description	2020 Actual	2021 Budget	2021 YTD+Enc	2022 Budget	Notes
	10 American Library Dues for Director				378.00	
	20 American Library Association Library Support Staff dues				212.00	
	30 American Library Association Dues for Assistant Director				225.00	
	40 Florida Library Association dues				320.00	
	50 Palm Beach County Library Association				120.00	
	60 South florida Business Journal				600.00	
	70 Wall Street Journal				400.00	
	80 New York Times				800.00	
	90 Barrons				60.00	
	100 Sun Sentinel				550.00	
	110 Palm Beach Post				350.00	
	120 Library Journal				125.00	
	130 Association for Rural and Small Libraries (organizational)				125.00	
	140 Zoom				150.00	
001-57-571-700-56000	Library Materials	14,663.55	25,008.00	14,150.58	20,000.00	
	10 Material processing costs - Labels, Tags, Covers, etc				2,000.00	
	20 Books and other media for adults				9,000.00	
	30 Books and media for youth				9,000.00	
	TOTAL OPERATING EXPENSES	49,858.64-	100,585.00-	82,051.00-	89,341.00-	
001-57-571-700-64100	Machinery and Equipment	0.00	47,643.00	47,642.50	0.00	
	TOTAL CAPITAL OUTLAY	0.00	47,643.00-	47,642.50-	0.00	
	TOTAL OTHER EXPENSES	0.00	0.00	0.00	0.00	

Rept:122 - Itemized Budget For Year 2022 Version 4
 LIBRARY

G/L Account	Description	2020 Actual	2021 Budget	2021 YTD+Enc	2022 Budget	Notes
	TOTAL DEPT EXPENDITURES	405,868.97-	396,876.00-	370,827.66-	452,575.00-	
		-----	-----	-----	-----	
		=====	=====	=====	=====	

Rept:123 - Itemized Budget For Year 2022 Version 4
 NON-DEPARTMENTAL

G/L Account	Description	2020 Actual	2021 Budget	2021 YTD+Enc	2022 Budget	Notes
EXPENDITURES						
001-51-589-900-12600	Wage Adjustment 1	0.00	26,170.00	0.00	104,699.00	
	10 Projected Salary Increase Funds (5 %)				88,216.00	
	20 FICA on Projected Salary Increase				6,995.00	
	30 Retirement on Projected Salary Increase				6,850.00	
	40 Town Retirement Match				2,638.00	
001-51-589-900-34910	Bad Debt Expense	150.00	0.00	0.00	0.00	
001-51-589-900-45000	Insurance	67,875.58	81,307.00	81,306.96	82,932.00	
001-51-589-900-45120	Insurance-Storage Tank	2,027.00	2,067.00	2,067.00	2,067.00	
001-51-589-900-52500	Critical Expenses	154,201.87	146,257.00	134,839.20	0.00	
001-51-589-900-52700	American Rescue Plan Expense	0.00	0.00	4,800.43	75,000.00	
	10 REMI HALO				75,000.00	
		-----	-----	-----	-----	
	TOTAL OPERATING EXPENSES	224,254.45-	255,801.00-	223,013.59-	264,698.00-	
		-----	-----	-----	-----	
001-51-589-900-71000	Principal - Series 2009	10,447.00	10,980.00	0.00	11,542.00	
	10 Bond 2009 Roof Replacement				6,412.00	
	20 2009 Bond Fuel Tanks				5,130.00	
001-51-589-900-71010	Principal - CRA Projects 2008	123,787.86	128,331.00	128,330.88	133,040.00	
	10 CRA 2008 A Alleyway Improvements				64,321.00	
	20 CRA 2008 Property Acquisition				68,719.00	
001-51-589-900-71020	Principal - FF Pension Settlement	92,667.09	96,068.00	96,067.97	99,594.00	
001-51-589-900-71030	Principal - CRA Projects 2009	71,178.00	74,815.00	0.00	78,638.00	
001-51-589-900-71040	Principal-Johnson Controls Sterling	63,622.46	54,045.00	54,044.44	56,999.00	
001-51-589-900-71050	American Rescue Plan Expense	0.00	0.00	6,375.00	0.00	
001-51-589-900-72000	Interest - Series 2009	2,956.25	2,423.00	1,211.19	1,862.00	
001-51-589-900-72010	Interest - CRA Projects 2008	45,161.20	40,535.00	21,444.85	35,740.00	
001-51-589-900-72020	Interest - FF Pension Settlement	12,670.45	9,208.00	5,485.01	5,617.00	
001-51-589-900-72030	Interest - CRA Projects 2009	20,141.98	16,505.00	8,252.39	12,683.00	

Rept:123 - Itemized Budget For Year 2022 Version 4
 NON-DEPARTMENTAL

G/L Account	Description	2020 Actual	2021 Budget	2021 YTD+Enc	2022 Budget	Notes
001-51-589-900-72040	Interest-Johnson Controls Sterling	41,701.54	52,234.00	52,233.56	50,261.00	
		-----	-----	-----	-----	
	TOTAL DEBT SERVICE	484,333.83-	485,144.00-	373,445.29-	485,976.00-	
		-----	-----	-----	-----	
001-51-589-900-91110	Transfer to CRA - Current Year	783,106.00	878,598.00	878,598.00	959,790.00	
001-51-589-900-91404	Transfer to Sanitation	0.00	108,000.00	108,000.00	0.00	
001-51-589-900-91601	Contribution - Police Actuary	36,525.00	62,109.00	62,090.00	62,090.00	
001-51-589-900-99901	Contingency	0.00	112,022.00	0.00	100,000.00	
		-----	-----	-----	-----	
	TOTAL OTHER EXPENSES	819,631.00-	1,160,729.00-	1,048,688.00-	1,121,880.00-	
		-----	-----	-----	-----	
	TOTAL DEPT EXPENDITURES	1,528,219.28-	1,901,674.00-	1,645,146.88-	1,872,554.00-	
		-----	-----	-----	-----	
		=====	=====	=====	=====	

TOWN OF LAKE PARK
PROPOSED BUDGET

INSURANCE FUND

FISCAL YEAR

October 1, 2021 through September 30, 2022

Rept:125 - Itemized Budget For Year 2022 Version 4
 INSURANCE FUND

G/L Account	Description	2020 Actual	2021 Budget	2021 YTD+Enc	2022 Budget	Notes
REVENUES						
150-341.001	Contributed Revenue - General Fund	79,914.99	94,017.00	93,924.96	96,291.00	
150-341.110	Contribution from CRA	0.00	10,000.00	0.00	10,000.00	
150-341.190	Contributed Revenue - Strts & Roads	4,370.52	3,200.00	4,976.04	5,550.00	
150-341.401	Contributed Revenue - Marina Fund	49,651.97	59,486.00	59,649.96	54,282.00	
150-341.402	Contributed Revenue-Stormwater	6,140.19	6,902.00	6,890.04	7,880.00	
150-341.404	Contributed Revenue - Sanitation Fd	37,074.41	42,396.00	42,342.96	46,995.00	
150-369.400	Transfer from Fund Balance	0.00	16,783.00	0.00	24,300.00	
	TOTAL REVENUE	177,152.08	232,784.00	207,783.96	245,298.00	
EXPENDITURES						
	TOTAL PERSONNEL EXPENSES	0.00	0.00	0.00	0.00	
150-51-589-900-24000	Worker's Compensation Insurance	33,172.00	35,262.00	40,289.00	44,265.00	
150-51-589-900-45000	Insurance Expense - Prop/Liab	136,453.00	163,455.00	155,325.00	166,733.00	
150-51-589-900-45120	Insurance - Storage Tank Liability	2,027.00	2,067.00	2,198.00	2,300.00	
150-51-589-900-45500	Ins Exp-Marina Operator Liability	5,500.00	7,000.00	0.00	7,000.00	
150-51-589-900-49500	Insurance Claim Deductibles	0.00	25,000.00	3,602.05	25,000.00	
150-51-589-900-72000	Interest Expense	0.34-	0.00	0.00	0.00	
	TOTAL OPERATING EXPENSES	177,151.66-	232,784.00-	201,414.05-	245,298.00-	

Rept:125 - Itemized Budget For Year 2022 Version 4
 INSURANCE FUND

G/L Account	Description	2020 Actual	2021 Budget	2021 YTD+Enc	2022 Budget	Notes
	TOTAL CAPITAL OUTLAY	0.00	0.00	0.00	0.00	
	TOTAL DEBT SERVICE	0.00	0.00	0.00	0.00	
	TOTAL OTHER EXPENSES	0.00	0.00	0.00	0.00	
	TOTAL OPERATING EXP	0.00	0.00	0.00	0.00	
	TOTAL CAPITAL OUTLAY	0.00	0.00	0.00	0.00	
	TOTAL DEBT SERVICE - CO-OP	0.00	0.00	0.00	0.00	
	TOTAL OTHER EXPENSES	0.00	0.00	0.00	0.00	

Rept:125 - Itemized Budget For Year 2022 Version 4
 INSURANCE FUND

G/L Account	Description	2020 Actual	2021 Budget	2021 YTD+Enc	2022 Budget	Notes
	TOTAL DEPT EXPENDITURES	177,151.66-	232,784.00-	201,414.05-	245,298.00-	
		-----	-----	-----	-----	
	NET INCOME	0.42	0.00	6,369.91	0.00	
		=====	=====	=====	=====	

TOWN OF LAKE PARK
PROPOSED BUDGET

STREETS AND ROADS FUND

FISCAL YEAR

October 1, 2021 through September 30, 2022

Rept:126 - Itemized Budget For Year 2022 Version 4
 STREETS & ROADS

G/L Account	Description	2020 Actual	2021 Budget	2021 YTD+Enc	2022 Budget	Notes
REVENUES						
190-312.410	Local Option Gas Tax	164,891.88	190,986.00	142,574.50	173,546.00	
190-312.420	New Local Option Gas Tax	75,821.12	90,672.00	64,891.55	80,134.00	
190-331.500	FEMA/State Hurricane Relief	946.21	0.00	0.00	0.00	
190-335.122	State Revenue Sharing (Fuel Tax)	67,248.05	81,666.00	62,485.88	75,000.00	
190-336.100	DOT Lighting Maint. 405121-1-72-16	26,222.40	25,717.00	27,009.00	27,009.00	
190-369.100	Miscellaneous Revenue	29,000.18	29,000.00	0.00	0.00	
190-399.999	Balance Carryforward	0.00	69,714.00	0.00	268,765.00	
	TOTAL REVENUE	364,129.84	487,755.00	296,960.93	624,454.00	
EXPENDITURES						
190-54-541-190-12000	Regular Salaries	101,988.71	107,807.00	104,121.47	114,610.00	
	10 General Infrastructure Foreman				71,739.00	
	20 Maintenance Worker				38,995.00	
	60 Projected Salary Increase Funds (3.5%)				3,876.00	
190-54-541-190-14000	Overtime Salaries	374.80	300.00	165.42	300.00	
	30 Overtime Salaries				300.00	
190-54-541-190-15000	Special Pay	1,500.00	1,000.00	1,000.00	1,500.00	
	40 Longevity Pay - General Infrastructure Foreman				1,000.00	
	50 Longevity Pay - Maintenance Worker				500.00	
190-54-541-190-21000	FICA Taxes	7,483.61	8,347.00	7,992.77	8,906.00	
	10 General Infrastructure Foreman				5,488.00	
	20 Maintenance Worker				2,983.00	
	30 Overtime Salaries				23.00	
	40 Longevity Pay - General Infrastructure Foreman				77.00	
	50 Longevity Pay - Maintenance Worker				38.00	
	60 Projected Salary Increase Funds (3.5%)				297.00	

Rept:126 - Itemized Budget For Year 2022 Version 4
 STREETS & ROADS

G/L Account	Description	2020 Actual	2021 Budget	2021 YTD+Enc	2022 Budget	Notes
190-54-541-190-22000	Retirement	7,752.26	8,185.00	7,896.52	8,732.00	
	10 General Infrastructure Foreman				5,380.00	
	20 Maintenance Worker				2,925.00	
	30 Overtime Salaries				23.00	
	40 Longevity Pay - General Infrastructure Foreman				75.00	
	50 Longevity Pay - Maintenance Worker				38.00	
	60 Projected Salary Increase Funds (3.5%)				291.00	
190-54-541-190-22100	Town Matching Retirement	3,451.17	3,567.00	3,437.59	3,766.00	
	10 General Infrastructure Foreman				3,587.00	
	40 Longevity Pay - General Infrastructure Foreman				50.00	
	60 Projected Salary Increase Funds (3.5%)				129.00	
190-54-541-190-23100	Health Insurance	19,157.29	17,862.00	17,861.76	19,650.00	
	10 General Infrastructure Foreman				9,825.00	
	20 Maintenance Worker				9,825.00	
190-54-541-190-23200	Insurance - Dental	754.86	788.00	787.68	812.00	
	10 General Infrastructure Foreman				406.00	
	20 Maintenance Worker				406.00	
190-54-541-190-23300	Insurance - Life	262.08	263.00	215.40	216.00	
	10 General Infrastructure Foreman				98.00	
	20 Maintenance Worker				118.00	
190-54-541-190-23400	Insurance - Vision	113.62	106.00	105.32	112.00	
	10 General Infrastructure Foreman				56.00	
	20 Maintenance Worker				56.00	
190-54-541-190-23500	Disability	954.36	955.00	1,071.24	1,071.00	
	10 General Infrastructure Foreman				694.00	
	20 Maintenance Worker				377.00	
190-54-541-190-24000	Worker's Compensation Insurance	1,871.14	2,532.00	1,982.04	2,496.00	
	10 Worker's Compensation Insurance				2,496.00	
		-----	-----	-----	-----	

Rept:126 - Itemized Budget For Year 2022 Version 4
 STREETS & ROADS

G/L Account	Description	2020 Actual	2021 Budget	2021 YTD+Enc	2022 Budget	Notes
	TOTAL PERSONNEL EXPENSES	145,663.90-	151,712.00-	146,637.21-	162,171.00-	
		-----	-----	-----	-----	
190-54-541-190-31000	Professional Services	32,581.50	51,241.00	51,241.00	100,250.00	
	10 DOT Physicals				250.00	
	20 Engineering Services				40,000.00	
	30 Pavement Condition Assessment				60,000.00	
190-54-541-190-34000	Contractual Services	0.00	3,500.00	3,471.25	0.00	
190-54-541-190-40000	Travel & Training	20.00	750.00	0.00	750.00	
	10 MOT Training				750.00	
190-54-541-190-41100	Telephone	970.20	1,140.00	1,035.20	1,985.00	
	10 Cellular Phones				1,025.00	
	20 Cellular Service for Street Cameras (4)				960.00	
190-54-541-190-43000	Utilities - Electric	62,047.63	62,000.00	56,317.12	62,000.00	
	10 Electric for Street Lighting				62,000.00	
190-54-541-190-44100	Rentals	434.80	2,000.00	0.00	4,000.00	
	10 Rental of Bucket Truck, Compactors, etc.				4,000.00	
190-54-541-190-44200	Equipment Leases	5,698.60	5,900.00	5,214.25	5,900.00	
	10 Vehicle Leases				5,900.00	
190-54-541-190-45000	Insurance - Liability, Property, etc	2,499.38	3,000.00	2,994.00	4,700.00	
190-54-541-190-46000	Repairs & Maintenance	3,257.21	4,647.00	7,496.13	3,200.00	
	10 Tractor & Trailer Repairs				2,500.00	
	20 Misc. Equipment Repairs				700.00	
190-54-541-190-46300	Vehicle Parts & Supplies	1,692.00	653.00	106.52	2,250.00	
	10 Fuel Cards for Vehicles & Equipment				250.00	
	20 Trailer Tires & Parts				1,000.00	
	30 Misc. Vehicle & Large Equipment Parts				1,000.00	
190-54-541-190-46600	Traffic Signs & Signals	1,411.50	23,135.00	24,723.42	29,000.00	

Rept:126 - Itemized Budget For Year 2022 Version 4
 STREETS & ROADS

G/L Account	Description	2020 Actual	2021 Budget	2021 YTD+Enc	2022 Budget	Notes
	10 Street & Enforcement Signs				25,000.00	
	20 Sign Posts & Hardware				4,000.00	
190-54-541-190-49400	Uniforms & Clothing	842.09	1,320.00	1,186.07	1,900.00	
	10 Uniforms & Cleaning Services				1,100.00	
	20 Safety Shoes & PPEs				800.00	
190-54-541-190-52000	Operating Supplies	7,777.92	13,150.00	9,471.39	13,500.00	
	10 Electrical Parts for Street Lights				5,000.00	
	20 Asphalt for Potholes				2,000.00	
	30 Concrete for Sign Posts				1,000.00	
	40 Traffic Cones & Barricades				2,000.00	
	50 Misc. Parts & Supplies				3,500.00	
190-54-541-190-52100	Gasoline & Diesel Fuel	1,837.30	2,000.00	1,941.80	2,000.00	
	TOTAL OPERATING EXPENSES	121,070.13-	174,436.00-	165,198.15-	231,435.00-	
190-54-541-190-63020	Improvements - Roads	0.00	0.00	0.00	50,000.00	
190-54-541-190-63050	Improvements - Sidewalks	27,514.37	35,000.00	34,777.45	60,000.00	
	10 Continuing Sidewalk Replacement Program				60,000.00	
190-54-541-190-63055	Improvements - Street Lights	5,000.00	5,000.00	0.00	5,000.00	
	10 New Street Light Installations				5,000.00	
	TOTAL CAPITAL OUTLAY	32,514.37-	40,000.00-	34,777.45-	115,000.00-	

Rept:126 - Itemized Budget For Year 2022 Version 4
 STREETS & ROADS

G/L Account	Description	2020 Actual	2021 Budget	2021 YTD+Enc	2022 Budget	Notes
	TOTAL DEBT SERVICE	0.00	0.00	0.00	0.00	
		-----	-----	-----	-----	
190-54-541-190-99190	Indirect Cost Allocation	100,016.86	121,607.00	121,607.04	115,848.00	
	TOTAL OTHER EXPENSES	100,016.86-	121,607.00-	121,607.04-	115,848.00-	
		-----	-----	-----	-----	
	TOTAL DEPT EXPENDITURES	399,265.26-	487,755.00-	468,219.85-	624,454.00-	
		-----	-----	-----	-----	
	NET INCOME	35,135.42-	0.00	171,258.92-	0.00	
		=====	=====	=====	=====	

TOWN OF LAKE PARK
PROPOSED BUDGET

SPECIAL PROJECTS FUND

FISCAL YEAR

October 1, 2021 through September 30, 2022

Rept:2033 - Itemized Budget For Year 2022 Version 4
 SPECIAL PROJECTS

G/L Account	Description	2020 Actual	2021 Budget	2021 YTD+Enc	2022 Budget	Notes
301-52-521-301-63100	PBC Discretionary Surtax Projects	160,624.20	1,231,603.00	1,246,253.27	487,586.00	
301-52-521-301-63826	Lake Shore Drive-Line Item Appropri	0.00	5,925,806.41	5,480,139.97	0.00	
301-54-541-301-63100	PBC Discretionary Surtax	118,238.05	0.00	2,065.36	0.00	
301-54-541-301-63800	Grant - Lakeshore Dr 2020	6,068.73	0.00	0.00	0.00	
301-54-541-301-63823	GRANT - CDBG FY 2020-21	36,689.00	36,689.00	0.00	0.00	
301-54-541-301-63826	Lake Shore Drive State Appropriatio	0.00	0.00	0.00	500,000.00	
301-55-552-301-31020	PBC R2010-1486 Silver Beach Road	3,379.96	3,200.00	3,178.22	0.00	
	TOTAL OPERATING EXPENSE	324,999.94	7,197,298.41	6,731,636.82	987,586.00	
	TOTAL DEPARTMENT EXPENDITURES	324,999.94	7,197,298.41	6,731,636.82	987,586.00	

TOWN OF LAKE PARK

Proposed Budget

MARINA FUND

FISCAL YEAR

OCTOBER 1, 2021 THROUGH SEPTEMBER 30 2022

Rept:128 - Itemized Budget For Year 2022 Version 4
 MARINA FUND

G/L Account	Description	2020 Actual	2021 Budget	2021 YTD+Enc	2022 Budget	Notes
REVENUES						
401-331.550	Covid Relief	69.85	0.00	0.00	0.00	
401-331.560	Cares Act Covid Relief	611.56	0.00	0.00	0.00	
401-337.500	FEMA Hurricane Reimbursement	1,957.48	0.00	0.00	0.00	
401-347.500	Facilities Rental	0.00	3,600.00	1,440.00	1,000.00	
401-347.512	Wet Slips	783,771.81	873,881.00	792,483.47	915,450.00	
401-347.610	Ramp Fees	30,490.28	45,000.00	31,128.89	30,000.00	
401-347.611	Trailer Storage	11,200.00	18,387.00	18,555.00	41,120.00	
401-347.612	Parking Fees - Overnight	15,505.69	30,000.00	32,258.63	20,000.00	
401-347.614	UTILITY CHARGES - TRANSIENT	1,834.00	15,000.00	486.84	1,000.00	
401-347.616	Utility Charges	90,533.26	106,000.00	86,663.86	98,000.00	
401-347.618	Pump Out	311.00	300.00	455.00	300.00	
401-347.619	Water Tank Refill	80.00	0.00	170.00	200.00	
401-359.100	Interest/Finance Charges	957.21	2,000.00	1,439.90	2,000.00	
401-361.120	Sales Tax Commissions	357.00	0.00	330.00	100.00	
401-369.106	Laundry Vending	421.50	1,200.00	206.25	300.00	
401-369.150	Merchandise	2,508.70	2,500.00	2,699.97	1,500.00	
401-369.200	Gasoline Sales	302,752.07	388,168.00	373,705.71	371,000.00	
401-369.201	Diesel	85,784.77	176,000.00	151,399.81	129,500.00	
401-389.190	Miscellaneous Revenue	1,238.72	3,500.00	648.92-	300.00	
401-389.200	Cash Over/Short	0.00	500.00	83,877.37	300.00	
401-399.999	BALANCE BROUGHT FORWAR	0.00	194,243.00	0.00	322,728.00	
	TOTAL REVENUE	1,330,384.90	1,860,279.00	1,576,651.78	1,934,798.00	
EXPENDITURES						
401-57-579-800-11000	Executive Salaries	0.00	81,500.00	73,778.65	115,770.00	
	10 Marina Director				115,770.00	
401-57-579-800-12000	Regular Salaries	146,744.07	208,331.00	169,047.43	187,265.00	
	20 Dock Attendant				40,082.00	
	30 Dock Attendant				36,712.00	

Rept:128 - Itemized Budget For Year 2022 Version 4
 MARINA FUND

G/L Account	Description	2020 Actual	2021 Budget	2021 YTD+Enc	2022 Budget	Notes
	40 Dock Attendant				35,834.00	
	50 Dock Attendant				33,738.00	
	60 Marina Maintenance Worker				35,703.00	
	90 Projected Salary Increase Funds (3.5%)				5,196.00	
401-57-579-800-14000	Overtime Salaries	10,917.43	14,000.00	15,945.52	10,000.00	
	70 Overtime Salaries				10,000.00	
401-57-579-800-15000	Special Pay	1,180.00	720.00	506.00	720.00	
	80 Telephone Stipend				720.00	
401-57-579-800-16000	Compensated Vacation Leave	1,361.75-	0.00	0.00	0.00	
401-57-579-800-21000	FICA	11,242.50	23,245.00	19,299.34	24,362.00	
	10 Marina Director				8,856.00	
	20 Dock Attendant				3,066.00	
	30 Dock Attendant				2,808.00	
	40 Dock Attendant				2,741.00	
	50 Dock Attendant				2,581.00	
	60 Marina Maintenance Worker				2,731.00	
	70 Overtime Salaries				765.00	
	80 Telephone Stipend				55.00	
	90 Projected Salary Increase Funds (3.5%)				397.00	
	100 Opt-Out Payment				362.00	
401-57-579-800-22000	Retirement	8,497.58	15,001.00	9,721.37	15,983.00	
	10 Marina Director				6,406.00	
	20 Dock Attendant				3,006.00	
	30 Dock Attendant				2,753.00	
	40 Dock Attendant				0.00	
	50 Dock Attendant				0.00	
	60 Marina Maintenance Worker				2,678.00	
	70 Overtime Salaries				750.00	
	90 Projected Salary Increase Funds (3.5%)				390.00	
401-57-579-800-22100	Town Retirement Matching	3,414.87	4,100.00	4,118.59	9,529.00	
	10 Marina Director				4,342.00	
	20 Dock Attendant				2,004.00	
	30 Dock Attendant				918.00	

Rept:128 - Itemized Budget For Year 2022 Version 4
 MARINA FUND

G/L Account	Description	2020 Actual	2021 Budget	2021 YTD+Enc	2022 Budget	Notes
	40 Dock Attendant				896.00	
	50 Dock Attendant				0.00	
	60 Marina Maintenance Worker				893.00	
	70 Overtime Salaries				312.00	
	90 Projected Salary Increase Funds (3.5%)				164.00	
401-57-579-800-23100	Health Insurance	30,691.40	56,981.00	43,374.36	56,917.00	
	10 Marina Director				10,003.00	
	30 Dock Attendant				10,003.00	
	40 Dock Attendant				10,003.00	
	50 Dock Attendant				10,003.00	
	60 Marina Maintenance Worker				16,905.00	
401-57-579-800-23150	Opt-Out Payment	4,728.00	4,728.00	4,334.00	4,728.00	
	20 Dock Attendant				4,728.00	
401-57-579-800-23200	Insurance - Dental	984.60	1,960.00	1,673.82	2,436.00	
	10 Marina Director				406.00	
	30 Dock Attendant				406.00	
	40 Dock Attendant				406.00	
	40 Dock Attendant				406.00	
	50 Dock Attendant				406.00	
	60 Marina Maintenance Worker				406.00	
401-57-579-800-23300	Insurance - Life	329.51	639.00	554.83	656.00	
	10 Marina Director				151.00	
	20 Dock Attendant				63.00	
	30 Dock Attendant				115.00	
	40 Dock Attendant				109.00	
	50 Dock Attendant				109.00	
	60 Marina Maintenance Worker				109.00	
401-57-579-800-23400	Insurance - Vision	209.76	318.00	276.41	336.00	
	10 Marina Director				56.00	
	20 Dock Attendant				56.00	
	30 Dock Attendant				56.00	
	40 Dock Attendant				56.00	
	50 Dock Attendant				56.00	
	60 Marina Maintenance Worker				56.00	

Rept:128 - Itemized Budget For Year 2022 Version 4
 MARINA FUND

G/L Account	Description	2020 Actual	2021 Budget	2021 YTD+Enc	2022 Budget	Notes
401-57-579-800-23500	Disability	1,258.58	2,305.00	2,253.25	2,452.00	
	10 Marina Director				931.00	
	20 Dock Attendant				123.00	
	30 Dock Attendant				352.00	
	40 Dock Attendant				347.00	
	50 Dock Attendant				347.00	
	60 Marina Maintenance Worker				352.00	
401-57-579-800-24000	Worker's Compensation Insurance	4,912.80	4,267.00	3,339.96	3,986.00	
	10 Worker's Compensation Insurance				3,986.00	
401-57-579-800-25100	Unemployment Compensation	1,533.12	0.00	1,660.48	0.00	
	TOTAL PERSONNEL EXPENSES	225,282.47-	418,095.00-	349,884.01-	435,140.00-	
401-57-579-800-31000	Professional Services	920.34	1,000.00	449.85	10,000.00	
	10 Engineering Firm to perform Bathymetric Survey				10,000.00	
401-57-579-800-31100	Professional Svc. - Town Attorney	0.00	2,200.00	2,450.00	2,000.00	
401-57-579-800-34000	Contractual Services	137,563.55	110,375.00	106,411.20	145,145.00	
	10 CWA Landscape & Trees				39,790.00	
	20 Pest Control				1,250.00	
	30 Janitorial Svcs.				3,420.00	
	40 Passport Labs				600.00	
	50 Dockmaster Support				4,455.00	
	60 United Special Svcs.				53,860.00	
	70 ALFI				300.00	
	80 Onsite Wastewater				840.00	
	90 Sea Spill				450.00	
	100 633A				180.00	
	110 Electrician				40,000.00	
401-57-579-800-34911	Merchandise	2,000.83	1,750.00	1,746.56	1,000.00	

Rept:128 - Itemized Budget For Year 2022 Version 4
 MARINA FUND

G/L Account	Description	2020 Actual	2021 Budget	2021 YTD+Enc	2022 Budget	Notes
401-57-579-800-40000	Travel & Training	3,226.43	5,295.00	5,295.00	3,000.00	
401-57-579-800-41100	Telephone	5,237.07	5,600.00	5,091.67	5,600.00	
401-57-579-800-41200	Postage & Shipping	41.10	300.00	232.18	300.00	
401-57-579-800-43000	Utilities	76,978.50	60,000.00	70,670.80	72,500.00	
401-57-579-800-43250	Garbage & Trash	16,689.40	17,500.00	17,326.55	25,800.00	
401-57-579-800-44100	Rentals	0.00	500.00	168.00	500.00	
401-57-579-800-44200	Equipment Leases	4,827.48	4,828.00	6,111.32	5,000.00	
401-57-579-800-45000	Insurance	41,170.32	58,120.00	49,310.04	53,610.00	
401-57-579-800-45400	Insurance-Liquor Liability	0.00	1,366.00	0.00	1,366.00	
401-57-579-800-45500	Ins - Exp Mfarina Operator Liabilit	5,499.96	5,250.00	6,999.96	7,000.00	
401-57-579-800-46000	Repair & Maintenance	27,946.59	78,500.00	90,816.69	75,000.00	
	10 103 Building				3,000.00	
	20 105 Building				20,000.00	
	30 North Docks				15,000.00	
	40 South Docks				20,000.00	
	50 Other				17,000.00	
401-57-579-800-46100	Equipment Maintenance Contract	2,242.40	1,487.00	1,323.76	1,500.00	
401-57-579-800-46500	Hurricane Irma	0.00	0.00	11,984.67	0.00	
401-57-579-800-46600	Signs & Signals	0.00	1,200.00	1,636.00	1,200.00	
401-57-579-800-47000	Printing	285.01	500.00	484.41	500.00	
401-57-579-800-47100	Photocopying	13.39	100.00	1,214.00	100.00	
401-57-579-800-48000	Promotional Activity	0.00	1,750.00	298.30	3,000.00	
	10 Lighted customer boat parade with prizes				2,000.00	
	20 Misc				1,000.00	
401-57-579-800-48100	Advertising	13,864.20	7,000.00	4,713.00	7,000.00	
401-57-579-800-49101	Bad Debts	2,893.35	0.00	0.00	0.00	
401-57-579-800-49400	Uniforms & Clothing	830.90	1,500.00	489.29	2,000.00	
401-57-579-800-49600	Bank Charges / Admin Fees	34,051.83	43,755.00	47,985.73	42,000.00	
401-57-579-800-51000	Office Supplies	561.53	2,000.00	1,324.86	1,500.00	
401-57-579-800-52000	Operating Supplies	18,611.28	15,000.00	16,231.73	25,000.00	
	10 Misc				10,000.00	
	20 Expand Capacity for Trailer Storage				15,000.00	
401-57-579-800-52100	Gasoline & Diesel Fuel	156.51	61,000.00	130.25	300.00	
401-57-579-800-52110	Gasoline	205,993.77	193,334.00	253,199.71	265,000.00	
401-57-579-800-52120	Diesel Fuel	56,719.93	77,080.00	99,473.23	92,500.00	

Rept:128 - Itemized Budget For Year 2022 Version 4
 MARINA FUND

G/L Account	Description	2020 Actual	2021 Budget	2021 YTD+Enc	2022 Budget	Notes
401-57-579-800-52200	Small Tools & Others	0.00	500.00	0.00	500.00	
401-57-579-800-52500	Critical Expenses	246.56	0.00	0.00	0.00	
401-57-579-800-52700	American Rescue Plan Expense	0.00	0.00	215,282.33	0.00	
401-57-579-800-54200	Memberships, Dues, & Subscriptions	625.00	500.00	712.99	500.00	
401-57-579-800-59000	Depreciation Expense	522,710.97	0.00	0.00	0.00	
	TOTAL OPERATING EXPENSES	1,181,908.20-	759,290.00-	1,019,564.08-	850,421.00-	
	TOTAL CAPITAL OUTLAY	0.00	0.00	0.00	0.00	
401-57-579-800-71000	Principal	0.18-	233,302.00	233,302.71	245,323.00	
10	BANK OF NEW YORK 1.0				200,000.00	
20	BANK OF AMERICA 2.4				30,503.00	
30	BANK OF AMERICA 3.2				14,820.00	
401-57-579-800-72000	Interest	117,586.11	110,063.00	101,368.59	102,294.00	
10	BANK OF NEW YORK 1.0				85,963.00	
20	BANK OF AMERICA 2.4				8,195.00	
30	BANK OF AMERICA 3.2				8,136.00	
401-57-579-800-73200	Other Debt Service Cost	6,078.89-	2,000.00	4,050.21	2,000.00	
	TOTAL DEBT SERVICE	111,507.04-	345,365.00-	338,721.51-	349,617.00-	

Rept:128 - Itemized Budget For Year 2022 Version 4
 MARINA FUND

G/L Account	Description	2020 Actual	2021 Budget	2021 YTD+Enc	2022 Budget	Notes
	TOTAL GRANTS & AIDS	0.00	0.00	0.00	0.00	
401-57-579-800-99110	Transfer to General Fund	0.00	10,000.00	10,000.00	10,000.00	
401-57-579-800-99401	Indirect Cost Allocation	250,042.16	327,529.00	327,528.96	289,620.00	
	TOTAL OTHER	250,042.16-	337,529.00-	337,528.96-	299,620.00-	
	TOTAL DEPT EXPENSES	1,768,739.87-	1,860,279.00-	2,045,698.56-	1,934,798.00-	
	NET INCOME	438,354.97-	0.00	469,046.78-	0.00	

TOWN OF LAKE PARK

Proposed Budget

STORMWATER FUND

FISCAL YEAR

OCTOBER 1, 2021 THROUGH SEPTEMBER 30 2022

Rept:129 - Itemized Budget For Year 2022 Version 4
 STORMWATER FUND

G/L Account	Description	2020 Actual	2021 Budget	2021 YTD+Enc	2022 Budget	Notes
REVENUES						
402-311.120	Delinquent Stormwater Assessments	439.67	2,000.00	98.18	500.00	
402-334.460	State Grant - DEP	60,000.00	75,000.00	75,000.00	0.00	
402-334.465	State Grant - UF	0.00	25,000.00	0.00	0.00	
402-337.330	Lake Shore Drive Grant	15,614.16	0.00	0.00	0.00	
402-337.500	FEMA REIMBURSEMENT	1,448.95	0.00	0.00	0.00	
402-361.100	Interest Income	183.27	100.00	55.50	0.00	
402-363.120	Stormwater Assessments	920,549.97	910,000.00	913,975.49	1,000,050.00	
402-369.100	Miscellaneous Revenue	0.29	0.00	0.00	0.00	
402-399.999	Balance Brought Forward	0.00	183,388.00	0.00	69,308.00	
	TOTAL REVENUE	998,236.31	1,195,488.00	989,129.17	1,069,858.00	
EXPENDITURES						
402-53-538-402-12000	Regular Salaries	84,560.41	84,303.00	81,845.45	140,838.00	
	10 Stormwater Infrastructure Manager				49,943.00	
	20 Stormwater Technician I				38,189.00	
	30 Stormwater Technician II - Vacant				47,840.00	
	40 Projected Salary Increase Fund (3.5%)				4,866.00	
402-53-538-402-14000	Overtime Salaries	81.28	2,500.00	186.41	2,500.00	
	30 Overtime Salaries				2,500.00	
402-53-538-402-16000	Compensated Vacation Leave	7,951.70	0.00	0.00	0.00	
402-53-538-402-21000	FICA Taxes	4,942.08	6,642.00	5,084.78	7,167.00	
	10 Stormwater Infrastructure Manager				3,821.00	
	20 Stormwater Technician				2,922.00	
	30 Overtime Salaries				191.00	
	40 Projected Salary Increase Funds (3.5%)				233.00	
402-53-538-402-22000	Retirement	6,420.78	6,512.00	1,729.12	7,027.00	

Rept:129 - Itemized Budget For Year 2022 Version 4
 STORMWATER FUND

G/L Account	Description	2020 Actual	2021 Budget	2021 YTD+Enc	2022 Budget	Notes
	10 Stormwater Infrastructure Manager				3,746.00	
	20 Stormwater Technician				2,864.00	
	30 Overtime Salaries				188.00	
	40 Projected Salary Increase Fund (3.5%)				229.00	
	50 Stormwater Operator				0.00	
402-53-538-402-22100	Town Retirement Matching	2,775.57	2,764.00	1,387.57	3,635.00	
	10 Stormwater Infrastructure Manager				2,497.00	
	20 Stormwater Technician				955.00	
	30 Overtime Salaries				63.00	
	40 Projected Salary Increase Funds (3.5%)				120.00	
402-53-538-402-23100	Health Insurance	32,790.53	31,080.00	31,079.40	48,930.00	
	10 Stormwater Infrastructure Manager				20,522.00	
	20 Stormwater Technician				14,204.00	
	30 Stormwater Equipment Operator				14,204.00	
402-53-538-402-23200	Insurance - Dental	754.86	788.00	787.68	1,218.00	
	10 Stormwater Infrastructure Manager				406.00	
	20 Stormwater Manager				406.00	
	30 Stormwater Equipment Operator				406.00	
402-53-538-402-23300	Insurance - Life	237.96	239.00	262.08	411.00	
	10 Stormwater Infrastructure Manager				148.00	
	20 Stormwater Technician				115.00	
	30 Stormwater Equipment Operator				148.00	
402-53-538-402-23400	Insurance - Vision	113.62	106.00	105.32	168.00	
	10 Stormwater Infrastructure Manager				56.00	
	20 Stormwater Technician				56.00	
	30 Stormwater Equipment Operator				56.00	
402-53-538-402-23500	Disability	766.56	768.00	852.72	1,223.00	
	10 Stormwater Infrastructure Manager				483.00	
	20 Stormwater Technician				370.00	
	30 Stormwater Equipment Operator				370.00	
402-53-538-402-24000	Worker's Compensation Insurance	3,360.34	4,548.00	3,560.04	4,483.00	
	10 Worker's Compensation Insurance				4,483.00	

Rept:129 - Itemized Budget For Year 2022 Version 4
 STORMWATER FUND

G/L Account	Description	2020 Actual	2021 Budget	2021 YTD+Enc	2022 Budget	Notes
	TOTAL PERSONNEL EXPENSES	144,755.69-	140,250.00-	126,880.57-	217,600.00-	
402-53-538-402-31000	Professional Services	157,515.86	149,860.99	145,786.50	253,584.00	
	10 DOT Physicals				250.00	
	20 PBC Stormwater Property Data Prep				1,540.00	
	30 NPDES Assessment (Regulatory Requirement)				6,500.00	
	40 Water Quality Monitoring (Regulatory Requirement)				8,500.00	
	50 Pollutant Loading Analysis (Regulatory Requirement)				7,000.00	
	60 Evaluation & Response Plan (Regulatory Requirement)				7,000.00	
	70 Annual ESU Re-Certification				7,000.00	
	80 Engineering Services for Misc. Projects				52,000.00	
	90 Stormwater Projects				163,794.00	
402-53-538-402-34000	Contractual Services	32,889.75	110,850.00	107,813.25	55,000.00	
	10 TVing/Cleaning Stormwater Pipes/Basins				50,000.00	
	20 Water Sample Testing				5,000.00	
402-53-538-402-34010	Permit Fees - NPDES	4,250.00	4,750.00	4,250.00	4,250.00	
	10 Annual NPDES MS4 Group Program				4,250.00	
402-53-538-402-34310	Disposal Fees - SWA	0.00	3,000.00	0.00	0.00	
402-53-538-402-40000	Travel & Training	572.00	1,100.00	419.00	1,500.00	
	10 Stormwater Operator Re-Certification				750.00	
	20 MOT Training				750.00	
402-53-538-402-40100	Tuition Reimbursement	0.00	1,116.00	0.00	0.00	
402-53-538-402-41100	Telephone	1,140.43	1,140.00	1,218.45	1,120.00	
	10 Cellular Phones				1,120.00	
402-53-538-402-41200	Postage & Shipping	106.22	100.00	392.50	500.00	
402-53-538-402-43000	Utilities	1,725.52	500.00	2,273.90	500.00	
	10 Electric				500.00	

Rept:129 - Itemized Budget For Year 2022 Version 4
 STORMWATER FUND

G/L Account	Description	2020 Actual	2021 Budget	2021 YTD+Enc	2022 Budget	Notes
402-53-538-402-44100	Rentals	0.00	1,000.00	0.00	3,000.00	
	10 Misc. Tool/Equipment Rental				3,000.00	
402-53-538-402-44200	Equipment Leases	5,488.16	5,600.00	5,059.39	5,600.00	
	10 Vehicle Leases				5,600.00	
402-53-538-402-45000	Insurance-Liability, Property, Etc	2,779.85	3,500.00	3,330.00	3,500.00	
402-53-538-402-46000	Repairs & Maintenance	32,478.47	213,204.90	189,381.83	320,000.00	
	10 Stormwater Pipe/Basin Joint Repairs				150,000.00	
	20 Stormwater Pipe Depression Repairs				150,000.00	
	30 Sweeper, VacCon, & Lg. Equipment Repairs				20,000.00	
402-53-538-402-46300	Vehicle Parts & Supplies	354.20	5,000.00	2,852.83	10,000.00	
	10 Sweeper, VacCon, & Lg. Equipment Parts				10,000.00	
402-53-538-402-49400	Uniforms	1,040.61	1,750.00	1,497.00	1,900.00	
	10 Uniforms & Cleaning Service				1,100.00	
	20 Safety Shoes & PPEs				800.00	
402-53-538-402-51000	Office Supplies	488.73	600.00	683.39	600.00	
402-53-538-402-52000	Operating Supplies	4,138.47	8,200.00	8,846.51	14,150.00	
	10 Sod for Swale Restorations				6,000.00	
	20 Traffic Cones & Barricades				1,000.00	
	30 Safety Gear for Inspecting/Making Repairs				1,000.00	
	40 Misc. Parts & Supplies				2,000.00	
	50 Annual Admin. Tax Roll Cost				150.00	
	60 Asset Management System				3,000.00	
	70 GIS License				1,000.00	
402-53-538-402-52100	Gasoline & Diesel Fuel	1,954.62	5,500.00	2,737.97	4,800.00	
402-53-538-402-52200	Small Tools & Others	0.00	400.00	0.00	400.00	
402-53-538-402-54200	Memberships, Dues, & Subscriptions	500.00	550.00	500.00	500.00	
	10 FL Stormwater Assoc. Annual Renewal				500.00	
402-53-538-402-59000	Depreciation Expense	102,398.96	0.00	0.00	0.00	
		-----	-----	-----	-----	

Rept:129 - Itemized Budget For Year 2022 Version 4
 STORMWATER FUND

G/L Account	Description	2020 Actual	2021 Budget	2021 YTD+Enc	2022 Budget	Notes
	TOTAL OPERATING EXPENSES	349,821.85-	517,721.89-	477,042.52-	680,904.00-	
		-----	-----	-----	-----	
402-53-538-402-63010	Improvements - Drainage	0.00	360,000.00	236,200.00	0.00	
		-----	-----	-----	-----	
	TOTAL CAPITAL OUTLAY	0.00	360,000.00-	236,200.00-	0.00	
		-----	-----	-----	-----	
402-53-538-402-71000	Principal	0.00	48,558.00	48,558.07	50,209.00	
10	Street Sweeper - Principal Payment 3 of 5				50,209.00	
402-53-538-402-72000	Interest	2,316.00	0.00	0.00	0.00	
402-53-538-402-72100	Interest	0.00	6,948.00	6,948.39	5,297.00	
10	Street Sweeper - Interest Payment 3 of 5				5,297.00	
		-----	-----	-----	-----	
	TOTAL DEBT SERVICE	2,316.00-	55,506.00-	55,506.46-	55,506.00-	
		-----	-----	-----	-----	
402-53-538-402-99402	Indirect Cost Allocation	100,016.86	122,010.00	122,010.00	115,848.00	
		-----	-----	-----	-----	
	TOTAL OTHER EXPENSES	100,016.86-	122,010.00-	122,010.00-	115,848.00-	
		-----	-----	-----	-----	
	TOTAL DEPT EXPENDITURES	596,910.40-	1,195,487.89-	1,017,639.55-	1,069,858.00-	
		-----	-----	-----	-----	

Rept:129 - Itemized Budget For Year 2022 Version 4
 STORMWATER FUND

G/L Account	Description	2020 Actual	2021 Budget	2021 YTD+Enc	2022 Budget	Notes
	NET INCOME	401,325.91	0.11	28,510.38-	0.00	
		=====	=====	=====	=====	

TOWN OF LAKE PARK
PROPOSED BUDGET

SANITATION FUND

FISCAL YEAR

October 1, 2021 through September 30, 2022

Rept:130 - Itemized Budget For Year 2022 Version 4
 SANITATION FUND

G/L Account	Description	2020 Actual	2021 Budget	2021 YTD+Enc	2022 Budget	Notes
REVENUES						
404-311.120	Delinquent Refuse Assessments	671.40	3,200.00	123.57	500.00	
404-331.500	FEMA/State Hurricane Relief	3,460.95	0.00	0.00	0.00	
404-331.560	Cares Act Covid Relief	34,935.36	0.00	0.00	0.00	
404-343.410	Commercial Assessment - SWA	84,263.17	90,000.00	89,628.42	90,000.00	
404-343.420	Commercial User Fees - TLP	840,264.12	929,051.00	854,583.04	929,500.00	
404-343.500	Residential Assessments - SWA	798,897.64	895,782.00	844,000.86	900,000.00	
404-343.510	Residential User Fees - TLP	4,631.79	10,000.00	10,330.65	10,000.00	
404-343.610	Recycling Income	126.73	3,000.00	0.00	0.00	
404-354.100	Penalties	8,910.00	14,000.00	19,845.00	14,000.00	
404-361.100	Interest Earnings	3,972.92	7,000.00	453.17	500.00	
404-361.110	Interest Earnings - Tax Collector	175.10	200.00	56.54	175.00	
404-364.100	Sale of Surplus Property	35,735.16	10,000.00	0.00	0.00	
404-369.100	Miscellaneous Revenue	1,287.33	500.00	695.66	0.00	
404-369.200	Container Proceeds	0.00	500.00	0.00	0.00	
404-369.300	Locking Device Proceeds	715.00	500.00	455.00	600.00	
404-399.100	Transfer from General Fund	0.00	136,098.00	0.00	0.00	
404-399.999	Balance Brought Forward	0.00	0.00	0.00	286,717.00	
		-----	-----	-----	-----	
	TOTAL REVENUE	1,818,046.67	2,099,831.00	1,820,171.91	2,231,992.00	
		-----	-----	-----	-----	
EXPENDITURES						
404-53-534-404-12000	Regular Salaries	304,533.06	375,683.00	337,734.83	411,113.00	
10	Sanitation Foreman				73,344.00	
20	Sanitation Foreman				57,347.00	
30	Sanitation Truck Operator II				43,472.00	
40	Sanitation Truck Operator II				41,138.00	
50	Sanitation Truck Operator II				41,371.00	
60	Sanitation Truck Operator I				38,295.00	
70	Sanitation Truck Operator I				34,094.00	
80	Sanitation Truck Operator I - Vacant				34,412.00	
90	Sanitation Truck Operator I - Vacant				33,738.00	

Rept:130 - Itemized Budget For Year 2022 Version 4
 SANITATION FUND

G/L Account	Description	2020 Actual	2021 Budget	2021 YTD+Enc	2022 Budget	Notes
	120 Projected Salary Increase Funds (3.5%)				13,902.00	
404-53-534-404-13000	Other & Part Time Salaries	12.98	0.00	0.00	0.00	
404-53-534-404-14000	Overtime Salaries	10,097.24	10,000.00	9,208.20	10,000.00	
	100 Overtime Salaries				10,000.00	
404-53-534-404-15000	Special Pay	1,500.00	1,500.00	500.00	1,000.00	
	110 Longevity Pay - Sanitation Foreman				1,000.00	
404-53-534-404-16000	Compensated Vacation Leave	10,655.57	0.00	0.00	0.00	
404-53-534-404-21000	FICA	22,202.65	30,311.00	25,592.45	32,733.00	
	10 Sanitation Foreman				5,611.00	
	20 Sanitation Foreman				4,387.00	
	30 Sanitation Truck Operator II				3,326.00	
	40 Sanitation Truck Operator II				3,147.00	
	50 Sanitation Truck Operator II				3,165.00	
	60 Sanitation Truck Operator I				2,930.00	
	70 Sanitation Truck Operator I				2,608.00	
	80 Sanitation Truck Operator I - Vacant				2,633.00	
	90 Sanitation Truck Operator I - Vacant				2,581.00	
	100 Overtime Salaries				765.00	
	110 Longevity Pay - Sanitation Foreman				154.00	
	120 Projected Salary Increase Funds (3.5%)				1,064.00	
	130 Opt-Out Payment				362.00	
404-53-534-404-22000	Retirement	14,567.28	25,767.00	21,943.20	30,393.00	
	10 Sanitation Foreman				5,501.00	
	20 Sanitation Foreman				4,301.00	
	30 Sanitation Truck Operator II				3,260.00	
	40 Sanitation Truck Operator II				3,085.00	
	50 Sanitation Truck Operator II				3,103.00	
	60 Sanitation Truck Operator I				2,872.00	
	70 Sanitation Truck Operator I				2,557.00	
	80 Sanitation Truck Operator I - Vacant				2,581.00	
	90 Sanitation Truck Operator I - Vacant				1,265.00	
	100 Overtime Salaries				750.00	
	110 Longevity Pay - Sanitation Foreman				75.00	
	120 Projected Salary Increase Funds (3.5%)				1,043.00	

Rept:130 - Itemized Budget For Year 2022 Version 4
 SANITATION FUND

G/L Account	Description	2020 Actual	2021 Budget	2021 YTD+Enc	2022 Budget	Notes
404-53-534-404-22100	Town Retirement Matching	8,281.53	11,493.00	10,449.03	11,726.00	
	10 Sanitation Foreman				3,667.00	
	20 Sanitation Foreman				2,867.00	
	30 Sanitation Truck OperatorII				1,630.00	
	40 Sanitation Truck Operator II				1,028.00	
	50 Sanitation Truck Operator II				0.00	
	60 Sanitation Truck Operator I				1,436.00	
	70 Sanitation Truck Operator I				171.00	
	80 Sanitation Truck Operator I - Vacant				0.00	
	90 Sanitation Truck Operator I - Vacant				0.00	
	100 Overtime Salaries				500.00	
	110 Longevity Pay - Sanitation Foreman				50.00	
	120 Projected Salary Increase Funds (3.5%)				377.00	
404-53-534-404-23100	Health Insurance	70,697.22	103,857.00	72,608.18	103,831.00	
	10 Sanitation Foreman				10,003.00	
	20 Sanitation Foreman				16,905.00	
	40 Sanitation Truck Operator II				10,003.00	
	50 Sanitation Truck Operator II				10,003.00	
	60 Sanitation Truck Operator II				10,003.00	
	70 Sanitation Truck Operator I				10,003.00	
	80 Sanitation Truck Operator I				16,905.00	
	90 Sanitation Truck Operator I - Vacant				10,003.00	
	100 Sanitation Truck Operator I - Vacant				10,003.00	
404-53-534-404-23150	Opt-Out Payment	4,728.00	4,728.00	4,334.00	4,728.00	
	30 Sanitation Truck Operator II				4,728.00	
404-53-534-404-23200	Insurance - Dental	2,215.34	3,152.00	2,625.60	3,248.00	
	10 Sanitation Foreman				406.00	
	20 Sanitation Foreman				406.00	
	30 Sanitation Truck Operator II				0.00	
	40 Sanitation Truck Operator II				406.00	
	50 Sanitation Truck Operator II				406.00	
	60 Sanitation Truck Operator I				406.00	
	70 Sanitation Truck Operator I				406.00	
	80 Sanitation Truck Operator I - Vacant				406.00	
	90 Sanitation Truck Operator I - Vacant				406.00	

Rept:130 - Itemized Budget For Year 2022 Version 4
 SANITATION FUND

G/L Account	Description	2020 Actual	2021 Budget	2021 YTD+Enc	2022 Budget	Notes
404-53-534-404-23300	Insurance - Life	761.00	1,047.00	914.87	1,064.00	
	10 Sanitation Foreman				151.00	
	20 Sanitation Foreman				151.00	
	30 Sanitation Truck Operator II				130.00	
	40 Sanitation Truck Operator II				124.00	
	50 Sanitation Truck Operator II				124.00	
	60 Sanitation Truck Operator I				112.00	
	70 Sanitation Truck Operator I				68.00	
	80 Sanitation Truck Operator I - Vacant				102.00	
	90 Sanitation Truck Operator I - Vacant				102.00	
404-53-534-404-23400	Insurance - Vision	336.49	424.00	350.92	504.00	
	10 Sanitation Foreman				56.00	
	20 Sanitation Foreman				56.00	
	30 Sanitation Truck Operator II				56.00	
	40 Sanitation Truck Operator II				56.00	
	50 Sanitation Truck Operator II				56.00	
	60 Sanitation Truck Operator I				56.00	
	70 Sanitation Truck Operator I				56.00	
	80 Sanitation Truck Operator I - Vacant				56.00	
	90 Sanitation Truck Operator I - Vacant				56.00	
404-53-534-404-23500	Disability	2,556.28	3,439.00	3,358.66	3,836.00	
	10 Sanitation Foreman				710.00	
	20 Sanitation Foreman				555.00	
	30 Sanitation Truck Operator II				421.00	
	40 Sanitation Truck Operator II				398.00	
	50 Sanitation Truck Operator II				400.00	
	60 Sanitation Truck Operator I				356.00	
	70 Sanitation Truck Operator I				330.00	
	80 Sanitation Truck Operator I - Vacant				333.00	
	90 Sanitation Truck Operator I - Vacant				333.00	
404-53-534-404-24000	Worker's Compensation Insurance	15,215.43	20,228.00	16,103.96	19,941.00	
	10 Worker's Compensation Insurance				19,941.00	
404-53-534-404-25100	Unemployment Compensation	0.00	3,000.00	2,955.32	0.00	

Rept:130 - Itemized Budget For Year 2022 Version 4
 SANITATION FUND

G/L Account	Description	2020 Actual	2021 Budget	2021 YTD+Enc	2022 Budget	Notes
	TOTAL PERSONNEL EXPENSES	468,360.07-	594,629.00-	508,679.22-	634,117.00-	
404-53-534-404-31000	Professional Services	1,247.96	1,000.00	815.90	1,325.00	
	10 DOT Physicals				1,125.00	
	20 Post Accident Testing				200.00	
404-53-534-404-34000	Contractual Services	51,986.37	34,450.00	28,323.10	30,165.00	
	10 Vehicle Camera Monitoring				2,000.00	
	20 GPS Vehicle Trackers				2,000.00	
	30 Temporary Labor				1,500.00	
	40 Monthly Comm. Tower Rental				11,935.00	
	50 Annual Tower Maintenance Cost				2,500.00	
	60 Weekly Truck Washing Service				9,980.00	
	70 Weekly Rag Service				250.00	
404-53-534-404-34310	Disposal Fees - Garbage	277,376.96	315,000.00	273,620.82	295,000.00	
404-53-534-404-34910	Bad Debt Expense	1,945.48-	0.00	0.00	0.00	
404-53-534-404-40000	Travel & Training	13.66	300.00	843.00	500.00	
404-53-534-404-41000	Tuition Reimbursement	0.00	909.00	0.00	0.00	
404-53-534-404-41100	Telephone	2,548.49	2,500.00	2,029.58	2,420.00	
	10 Cell Phones				2,420.00	
404-53-534-404-41200	Postage & Shipping	2,199.81	3,600.00	1,564.33	1,200.00	
404-53-534-404-44100	Rentals	7,400.00	7,700.00	7,685.00	15,000.00	
	10 Sanitation Vehicle Leases				15,000.00	
404-53-534-404-44200	Capital Leases	5,431.68	5,432.00	5,014.43	5,432.00	
	10 Vehicle Leases				5,432.00	
404-53-534-404-45000	Insurance	22,133.98	26,514.00	26,514.00	26,514.00	
404-53-534-404-46000	Repair & Maintenance	117,224.80	103,300.45	98,606.39	144,300.00	
	10 Used Oil/Filter Service				1,300.00	
	20 2way Radio Repairs				1,000.00	
	30 Minor Bodywork Repairs				1,500.00	

Rept:130 - Itemized Budget For Year 2022 Version 4
 SANITATION FUND

G/L Account	Description	2020 Actual	2021 Budget	2021 YTD+Enc	2022 Budget	Notes
	40 Towing				3,000.00	
	50 In-the-field Tire Repairs				2,500.00	
	60 Engine Cleaning				1,000.00	
	70 Contractual Vehicle Repairs				134,000.00	
404-53-534-404-46300	Vehicle Parts & Supplies	43,112.50	108,950.00	107,205.83	115,500.00	
	10 FIA Fuel Cards				2,500.00	
	20 2way Radio Parts				1,000.00	
	30 Replacement Tires				44,000.00	
	40 Misc. Parts & Supplies				68,000.00	
404-53-534-404-47000	Printing	0.00	500.00	425.22	500.00	
	10 Printing Services for Mailings & Brochures				500.00	
404-53-534-404-48100	Advertising	11,765.00	5,000.00	3,974.00	5,000.00	
	10 Newspaper Job Announcements				5,000.00	
404-53-534-404-49400	Uniforms & Clothing	3,869.97	7,475.00	7,482.93	8,100.00	
	10 Uniforms & Cleaning Service				4,500.00	
	20 Safety Shoes & PPEs				3,600.00	
404-53-534-404-51000	Office Supplies	298.50	350.00	111.19	400.00	
404-53-534-404-52000	Operating Supplies	3,294.54	4,200.00	5,189.87	8,250.00	
	10 Annual Admin Tax Roll Cost				150.00	
	20 Misc. Supplies for Dumpsters & Collection				4,100.00	
	30 Asset Management System				3,000.00	
	40 GIS License				1,000.00	
404-53-534-404-52100	Gasoline & Diesel Fuel	44,175.57	51,000.00	44,061.51	51,000.00	
404-53-534-404-52200	Small Tools & Others	4,196.44	2,500.00	1,506.81	4,000.00	
404-53-534-404-52400	Containers	25,168.53	171,098.00	164,387.20	40,000.00	
	10 Replacement Carts & Dumpster Refurbishments				40,000.00	
404-53-534-404-52500	Critical Expenses	34,935.36	0.00	0.00	0.00	
404-53-534-404-54200	Memberships, Dues & Subscriptions	0.00	250.00	223.00	0.00	
404-53-534-404-59000	Depreciation Expense	152,551.82	0.00	0.00	0.00	
		-----	-----	-----	-----	

Rept:130 - Itemized Budget For Year 2022 Version 4
 SANITATION FUND

G/L Account	Description	2020 Actual	2021 Budget	2021 YTD+Enc	2022 Budget	Notes
	TOTAL OPERATING EXPENSES	808,986.46-	852,028.45-	779,584.11-	754,606.00-	
		-----	-----	-----	-----	
404-53-534-404-63101	Improvements-Dumpster Enclosure	0.00	5,000.00	0.00	5,000.00	
	10 Dumpster Enclosures				5,000.00	
404-53-534-404-64100	Machinery & Equipment	0.00	0.00	0.00	165,000.00	
	10 Clam Shell Truck				165,000.00	
		-----	-----	-----	-----	
	TOTAL CAPITAL OUTLAY	0.00	5,000.00-	0.00	170,000.00-	
		-----	-----	-----	-----	
404-53-534-404-71000	Principal	0.00	194,073.00	194,073.00	119,540.00	
	10 Side Loader - Payment 2 of 5				56,240.00	
	20 Grapple Truck				63,300.00	
404-53-534-404-72000	Interest	18,906.86	13,057.00	13,056.87	7,414.00	
	10 Side Loader - Payment 3 of 5				7,414.00	
		-----	-----	-----	-----	
	TOTAL DEBT SERVICE	18,906.86-	207,130.00-	207,129.87-	126,954.00-	
		-----	-----	-----	-----	
404-53-534-404-99110	Transfer to General Fund	0.00	0.00	0.00	25,000.00	
	10 Principal General Fund				20,000.00	
	20 Interest to General Fund				5,000.00	
404-53-534-404-99404	Indirect Cost Allocation	450,075.89	441,044.00	441,044.04	521,315.00	

Rept:130 - Itemized Budget For Year 2022 Version 4
 SANITATION FUND

G/L Account	Description	2020 Actual	2021 Budget	2021 YTD+Enc	2022 Budget	Notes
	TOTAL OTHER EXPENSES	450,075.89-	441,044.00-	441,044.04-	546,315.00-	
	TOTAL DEPT EXPENDITURES	1,746,329.28-	2,099,831.45-	1,936,437.24-	2,231,992.00-	
	NET INCOME	71,717.39	0.45-	116,265.33-	0.00	

TOWN OF LAKE PARK

Proposed Budget

CRA FUND

FISCAL YEAR

OCTOBER 1, 2021 THROUGH SEPTEMBER 30 2022

Rept:124 - Itemized Budget For Year 2022 Version 4
 PROPOSED 21/22 BUDGET

G/L Account	Description	2020 Actual	2021 Budget	2021 YTD+Enc	2022 Budget	Notes
REVENUES						
110-311.115	Ad Valorem Taxes - County	424,923.00	473,069.00	476,859.00	521,178.00	
110-361.120	Interest Income-Bus Dev Loan	2.30	0.00	0.00	0.00	
110-369.100	Miscellaneous Income	0.57-	0.00	0.00	0.00	
110-381.001	Transfer from General Fund	783,106.00	871,192.00	878,598.00	959,790.00	
110-399.999	Balance Brought Forward	0.00	0.00	0.00	140,770.00	
	TOTAL REVENUE	1,208,030.73	1,344,261.00	1,355,457.00	1,621,738.00	
EXPENDITURES						
	TOTAL PERSONNEL EXPENSES	0.00	0.00	0.00	0.00	
110-55-552-520-31000	Professional Services	63,395.00	50,000.00	36,620.61	80,894.00	
10	Design Sidewalks and Landscape				30,894.00	
20	Strategic Marketing				50,000.00	
110-55-552-520-31100	Professional Svc - Town Attorney	6,425.00	3,500.00	5,475.00	3,500.00	
110-55-552-520-34000	Contractual Services	95,739.84	102,850.00	87,670.28	104,650.00	
10	Landscape Services				84,850.00	
20	Landscape Services Contingency Tree Trimming				10,000.00	
30	Johnson Controls				1,800.00	
40	Decorative Displays				8,000.00	
110-55-552-520-34010	Contract PBC Sheriff	130,500.00	133,680.00	109,665.00	133,680.00	
110-55-552-520-40000	Travel & Training	8,499.36	8,250.00	1,092.18	8,250.00	

Rept:124 - Itemized Budget For Year 2022 Version 4
 PROPOSED 21/22 BUDGET

G/L Account	Description	2020 Actual	2021 Budget	2021 YTD+Enc	2022 Budget	Notes
110-55-552-520-41200	Postage & Shipping	0.00	182.00	727.26	500.00	
110-55-552-520-43000	Utilities	15,120.30	12,000.00	14,811.01	13,950.00	
110-55-552-520-44100	Equipment Rentals	678.41	1,500.00	1,178.05	8,500.00	
	10 Holiday Tree				8,500.00	
110-55-552-520-45000	Insurance	5,464.00	10,000.00	5,568.00	12,000.00	
110-55-552-520-46000	Repair and Maintenance	5,598.01	4,000.00	1,489.30	3,000.00	
110-55-552-520-47000	Printing	0.00	100.00	0.00	100.00	
110-55-552-520-48005	Tree Lighting	0.00	0.00	0.00	3,000.00	
110-55-552-520-48100	Advertising	1,052.37	2,000.00	0.00	2,500.00	
110-55-552-520-48101	Office Supplies	0.00	250.00	0.00	500.00	
110-55-552-520-48102	OPERATING EXPENSES	460.28-	0.00	475.00	7,500.00	
	10 Purchase of Menorah and Kinara				7,500.00	
110-55-552-520-52000	Operating Expenses	3,760.31	9,712.00	9,712.00	3,000.00	
110-55-552-520-54200	Memberships, Dues, & Subscriptions	1,420.00	1,045.00	1,134.52	1,045.00	
	10 Florida Redevelopment Association				870.00	
	20 Annual State Fees				175.00	
		-----	-----	-----	-----	
	TOTAL OPERATING EXPENSES	337,192.32-	339,069.00-	275,618.21-	386,569.00-	
		-----	-----	-----	-----	
110-55-552-520-62900	Buildings	0.00	0.00	232,891.40	0.00	
110-55-552-520-63050	Improvements - Sidewalks	0.00	0.00	0.00	252,343.00	
		-----	-----	-----	-----	
	TOTAL CAPITAL OUTLAY	0.00	0.00	232,891.40-	252,343.00-	
		-----	-----	-----	-----	
		-----	-----	-----	-----	
	TOTAL DEBT SERVICE	0.00	0.00	0.00	0.00	
		-----	-----	-----	-----	

Rept:124 - Itemized Budget For Year 2022 Version 4
 PROPOSED 21/22 BUDGET

G/L Account	Description	2020 Actual	2021 Budget	2021 YTD+Enc	2022 Budget	Notes
110-55-552-520-82111	Grant - Business Development	183,648.93	118,288.00	59,062.86	50,000.00	
	10 Dedicated IT				50,000.00	
110-55-552-520-82118	Grants and Incentives	0.00	62,500.00	0.00	85,000.00	
110-55-552-520-82200	Revolving Loan Program	0.00	134,881.00	0.00	0.00	
110-55-552-520-91001	Transfer to General Fund	0.00	0.00	0.00	99,270.00	
110-55-552-520-91010	Transfer to Gen Fund - ILA 2008	171,221.04	168,866.00	168,866.04	168,780.00	
110-55-552-520-91030	Transfer to Gen Fund - ILA 2009	18,411.96	91,320.00	91,320.00	91,321.00	
110-55-552-520-99110	Indirect Cost Allocation	265,433.40	429,337.00	429,336.96	488,455.00	
	TOTAL OTHER EXPENSES	638,715.33-	1,005,192.00-	748,585.86-	982,826.00-	
	TOTAL CAPITAL OUTLAY	0.00	0.00	0.00	0.00	
	TOTAL DEBT SERVICE	0.00	0.00	0.00	0.00	
	TOTAL OTHER EXPENSES	0.00	0.00	0.00	0.00	

Rept:124 - Itemized Budget For Year 2022 Version 4
 PROPOSED 21/22 BUDGET

G/L Account	Description	2020 Actual	2021 Budget	2021 YTD+Enc	2022 Budget	Notes
	TOTAL DEPT EXPENDITURES	975,907.65-	1,344,261.00-	1,257,095.47-	1,621,738.00-	
		-----	-----	-----	-----	
	NET INCOME	232,123.08	0.00	98,361.53	0.00	
		=====	=====	=====	=====	